
Optimizing the marriage market through the reallocation of partners: An application of the linear assignment model

Nguyen Vi Cao (HEG)
Emmanuel Fragnière (HEG and Bath U.)
Jacques-Antoine Gauthier (UNIL)
Marlène Sapin (UNIL and UNIGE)
Eric Widmer (UNIGE)

Cahier : N° HES-SO/HEG-GE/C--08/3/1--CH

2008

Nguyen Vi Cao and Emmanuel Fragnière (corresponding author)

Haute Ecole de Gestion de Genève, 7, rte de Drize 1227 Carouge, SWITZERLAND

Phone: +41 22 388 17 34 Fax: +41 22 388 17 01

e-mail: nguyenvi.cao@bluewin.ch, emmanuel.fragniere@hesge.ch

Jacques-Antoine Gauthier ¹, Marlène Sapin ^{1,2}, Eric Widmer ²

¹ Université de Lausanne, Institut des trajectoires biographiques / Centre PaVie

Bâtiment Provence, 1015 Lausanne

SWITZERLAND

e-mail : Jacques-Antoine.Gauthier@unil.ch, Marlene.Sapin@unil.ch

Phone : +41 21 692 38 40 Fax +41 21 692 38 45

² University de Genève, Département de sociologie,

Uni Mail, 40, Bd. Pont-d'Arve, 1211 Genève 4

SWITZERLAND

e-mail : Marlene.Sapin@socio.unige.ch, Eric.Widmer@socio.unige.ch

Phone : +41 2237 98 309

Optimizing the marriage market through the reallocation of partners: An application of the linear assignment model

Nguyen Vi Cao (HEG)
Emmanuel Fagnière (HEG and Bath U.)
Jacques-Antoine Gauthier (UNIL)
Marlène Sapin (UNIL and UNIGE)
Eric Widmer (UNIGE)

Cahier de recherche

Janvier 2008

Résumé

La recherche montre que le succès d'un mariage dépend d'éléments objectifs tels que la différence d'âge, la culture ou le niveau d'éducatons des conjoints. Cet article propose une approche mathématique du mariage pour former les couples dans le but de baisser le taux de divorce. L'étude est basée sur un échantillon représentatif et longitudinal de 1074 couples mariés ou concubins vivant en Suisse. Nous avons estimé plusieurs fonctions objectives correspondant à l'âge, l'éducation, l'origine ethnique et les expériences de divorce concernant toutes les combinaisons possibles d'hommes et de femmes. Nos résultats montrent que l'état actuel des couples est bien au-dessous de l'optimum social. Environ 7 personnes sur 10 (68 %) sont attribués à un couple qui a une meilleure chance de survie que leur couple actuel. Cette attribution mène d'une situation initiale non optimale à une situation finale optimale avec une réduction de 21 % de la fonction objective.

Mots-clés

Mariage ; divorce ; amélioration de couple ; étude de couples suisses.

Summary

Research shows that success of marriages and other intimate partnerships depend on objective attributes such as differences of age, cultural background or educational levels between partners. This article proposes a mathematical approach of marriage which intends to optimally allocate spouses in order to reduce the likelihood of divorce within the set of structural constraints defining a marriage market. Based on a representative and longitudinal sample of 1074 cohabitating and married couples living in Switzerland, we estimate various objective functions corresponding to age, education, ethnicity and previous divorce experience concerning every possible combination of men and women. Our results show that the current state of marriages or partnerships is well below the social optimum. About 7 individuals over 10 (68%) are reallocated to a couple with a higher chance of survival than the actual couple that they belong to. This reallocation leads the initial non optimal situations to the final optimal situations with a reduction of the objective function by 21% of its initial value.

Keywords

Marriage ; partnership ; divorce ; swiss couples study.

1. Introduction

Although at first sight men and women “choose” their mates on the basis of feelings of love, physical attraction and similarity of tastes, beliefs, attitudes and shared values which are supposed to help them be happy together (Berscheid and Reis, 1998; Kalmijn, 1998, Yela and Sangrador, 2001; Hohmann-Marriott, 2006), research shows that the longevity of marriages or partnerships also depends on objective attributes such as differences of age, family history and educational levels between partners. In this regard, one may wonder what would be an optimal attribution of partners, and how far from the optimum the current situation lies?

A straightforward criterion for asserting this optimum is constituted by the minimization of divorces and separations. Many scholars have emphasized the costs of divorce, either economic, social or psychological (Amato, 2000). The negative influence of marriage break-ups strongly affect future generations because it has significant negative effects on childrens’ educational trajectories and thus on human capital (Amato and Keith, 1991; Amato, 2000; Cherlin et al., 1998). Thus, even a slight increase of the average strengths of couples might strongly reduce the social costs of family breakdown. This article proposes a mathematical approach trying to optimally allocate spouses in order to reduce the likelihood of divorce within the set of demographic constraints defining the marriage market (Blau et al., 1967).

This paper is organized as follows. In Section 2, we present academic findings related to the marriage market and divorces. In Section 3, we describe the sociological survey that was used to build the database as well as optimization parameters developed through econometrics models. In Section 4, we describe the optimization model we have developed. In Sections 5 and 6, we present, interpret and discuss the results of our case study. We finally conclude this paper by indicating limitations of our approach and future research directions.

2. The marriage market and the propensity of couples to split

The marriage market is constrained by objective factors. Studies show that the tendency of similar individuals to match is overly dominant, a well-known fact described by sociologists as “homogamy” (Blackwell and Lichter, 2004; Kalmijn, 1998). Spouses tend to be similar with respect to social characteristics such as social origin, education, race, ethnicity, religion and age. Interaction opportunities in mate selection can be studied in a macro-level perspective. First, they depend on the relative size of the various groups present in a population, and second, on the distributions of social groups across space. Homogamy is stronger in large groups and in areas in which groups are dominant. The rate of heterogamy is directly related to the heterogeneity of the population (Blau et al., 1982; Blau and Schwartz, 1984). Individuals belonging to small minorities are forced to marry out of their groups because few potential spouses are available in their own groups. Homogamy and heterogamy thus depend to a large extent on the homogeneity or heterogeneity of the society considered, in terms of cohort sizes, educational levels, religious and ethnic composition, etc.

Homogamy has been hypothesized to have an impact on conjugal satisfaction and divorce. Overall, it was found that heterogamous marriages or partnerships increase the probability of break-up. Indeed, cultural dissimilarities increase the likelihood to divorce (Price-Bonham and Balswick, 1980; Felmler et al, 1990; Janssen, 2002). For age heterogamy, it was found that the likelihood of break-up increases when the wife is older (Janssen, 2002). Couples in which one partner divorced in a former relationship have a higher probability to experience breakup (Cherlin & Furstenberg, 1994). Results about educational are more mixed. Some studies show that educationally homogamous marriages are more stable than educationally mixed marriages (Bumpass, Castro Martin & Sweet, 1991; Jalovaara, 2003; Tzeng, 1992).

To summarize, research underlines that marriage choices are constrained by the sizes of social groups present in any population, and that heterogamous couples, on average, have a larger chance to be ended by a divorce or a separation. Based on this set of evidence, our study

intends to reduce the likelihood of divorce in reallocating individuals in more optimal couples based on objective criteria such as those mentioned above.

3. Data and parameters

We use data from the Swiss contemporary family survey done in 1999 (Widmer et al., 2003). This is a representative random sample of 1'534 couples, married or unmarried, aged from 18 to 75, residing in the three linguistic areas of Switzerland. A follow up of 1'074 of those couples was done in 2004 and allows knowing how many of them separated between 1999 and 2004 (Widmer et al., 2006).

For each couple belonging to the dataset indicators of homogamy were constructed. In order to evaluate the specific influence of those variables on the break-up, we ran a logistic regression analysis that uses the indicator "separation occurring between the two waves of the study" as a dependant dummy variable. A series of variables, used as predictors, measure homogamy in terms of difference of age (five categories), nationality as a proxy for cultural origin (six categories), level of education (four categories) and divorce from a previous partner as a proxy for homogamy of family trajectories (four categories). The parameter estimates produced by the logistic regression expressed as odds ratios are used to weight the different criteria retained for the optimization model. A large weight associated with a given predictor indicates a strong statistical influence towards couple dissolution during the period of observation (see Table 1).

Effect	Odds ratio
Age homogamy	
Wife is 5+ years older than husband	3.361*
Wife is 4-2 years older than husband	1.462
Wife is as old as husband (REF)	-
Wife is 4-2 years younger than husband	0.694
Wife is 5+ years younger than husband	0.678
Homogamy of family trajectory	
No previous divorce (REF)	-
Wife has previously divorced	2.507
Husband has previously divorced	6.401**
Wife & husband have previously divorced	1.286
Educational homogamy	
Wife & husband have a low level (REF)	-
Wife has a higher level than husband	0.125*
Wife has a lower level than husband	0.456*
Wife & husband have a high level	0.586
Cultural homogamy (Citizenship of origin) (JAG CORRECT?)	
Wife & husband are Swiss (REF)	-
One is Swiss the other from western country	1.505
Both from Western countries	3.451*
One is Swiss the other from non-Western country	4.300**
Both from non-Western country	11.314*
One from Western country, the other from non-Western country	1.416
Global significance Likelihood Ratio test: χ^2 : 55.7507; df: 15; p <.0001	
p<.05; ** p<.01	

Table 1: Weights for predictors (logistic regression)

Overall, the odds ratios follow the literature on the effects of homogamy on marital stability. Couples in which the wife is older than the man have greater odds to split, as well as those in which the two partners do not have the same family trajectory (with one partner only having experienced divorce in a previous relationship). Couples in which both partners are Swiss citizens have much lower odds of divorcing than couples in which one is Swiss and the other comes from a non-Western country, i.e. have a quite distinct cultural background. Other couples such as those in which two partners come from other countries have high divorce rates but this is likely to be caused by migration. Results for education, however, contradict the overall prediction of a positive effect of homogamy as the two cases in which partners have dissimilar educational levels have greater odds not to divorce.

4. The optimization model

The optimization model we have developed is based on the assumption that a central matrimonial agency knows exactly the characteristics of all potential mates and is in the position to decide how to match them. Adopting this point of view, we identify the optimum matches pending on the constraints set by the distribution of groups in the selected sample. Since partners choose each other on the basis of multiple social characteristics with unequal effects on break-ups, we consider simultaneously various criteria rather than one at a time.

As presented in section 3, in this paper, we consider four criteria which proved to have a significant impact on the likelihood of divorce: differences of age, cultural origin, educational level and prior experience of divorces. We subdivide each criterion into several categories and assign to each category a weight given by the log odds indicated in Table 1.

Figure 1 shows the weight assigned to the five categories of the difference of age: woman much older than man (5 years older and more), woman older than man (from 2 to 4 years

older), both have the same age (from 1 year older to 1 year younger), man older than woman (from 2 to 4 years older), man much older than woman (5 years older and more).

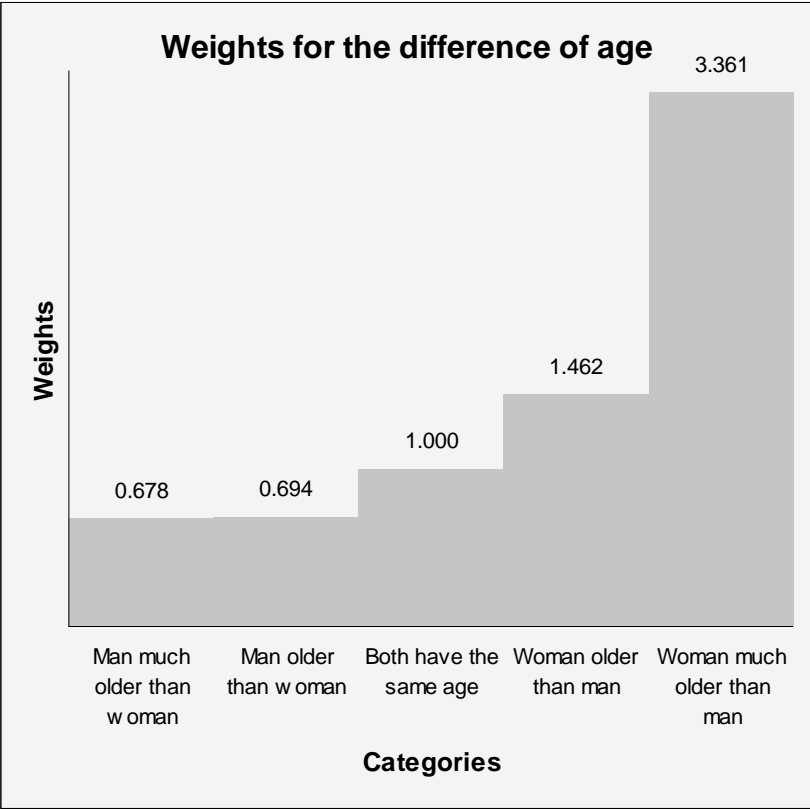


Figure 1: Weight attribution for the difference of age.

The weights assigned to the difference of age are not linear but rather in a "staircase" form. Furthermore, the weight attribution is also asymmetric in the sense that for the same difference of age, couples in which women are older than men receive a higher weight than couples in which men are older than women.

For each couple, we estimate the value for the age criterion by subtracting the age of the man from the age of the woman. This value allows us to classify each couple in one of five categories and assign the weight of this category to the couple.

For the differences of cultural origin, educational level and prior experience of divorces we use the same weight attribution process that can be formulized as follows.

Given:

W a set of women

M a set of men

$$|W| = |M|$$

We choose C a set of criteria influencing the stability of couples (i.e. age, cultural origin, education, divorce, experience in our case)

All the values that can take a criterion $c \in C$ define its domain D_c

We divide each criterion $c \in C$ into a set of categories K_c

All the values that can take a category $k_c \in K_c$ define its domain D_{k_c}

Within a criterion, the domains of all categories must be exclusive

$$D_{k_c} \cap D_{k'_c} = \emptyset, \forall k_c, k'_c \in K_c$$

The domain of a criterion is defined by the domains of all its categories

$$\bigcup_{k_c} D_{k_c} = D_c, \forall k_c, k'_c \in K_c$$

We assign to each category $k_c \in K_c$ a cost p_{k_c} given by the logistic regression (see Table 1).

We compute v_{wm}^c , the value of criterion $c \in C$ for each couple formed by woman $w \in W$ and by man $m \in M$

$$v_{wm}^c = f_c(v_w^c, v_m^c)$$

f_c is a specific fonction for criterion $c \in C$

v_w^c is the value of woman $w \in W$ for criterion $c \in C$

v_m^c is the value of man $m \in M$ for criterion $c \in C$

Finally, we calculate p_{wm}^c , the cost of criterion $c \in C$ for each couple formed by woman $w \in W$ and by man $m \in M$

$$\text{so that } p_{wm}^c = p_{k_c} \text{ if } v_{wm}^c \in D_{k_c}$$

To take into account simultaneously all the criteria, the total cost for each couple formed by woman

$$w \in W \text{ and by man } m \in M \text{ is given by } \sum_c p_{w,m}^c$$

The weight attribution presented above is integrated in our optimization model as follows

$$\begin{aligned} \min & \sum_c \sum_w \sum_m p_{w,m}^c x_{w,m} \\ \text{s.t.} & \sum_m x_{w,m} = 1, \forall w \in W \\ & \sum_w x_{w,m} = 1, \forall m \in M \end{aligned}$$

$$x_{wm} = \begin{cases} 1 & \text{if woman } w \in W \text{ is assigned to man } m \in M \\ 0 & \text{otherwise} \end{cases}$$

If we replace $\sum_c p_{w,m}^c$ by $\pi_{w,m}$ (the cost of all criteria for woman $w \in W$ and for man $m \in M$), we obtain the classical *linear assignment problem* (many papers have been published on model applications and algorithm developments, for a general overview see for instance Burkard et al., 2008; Lovász and Plummer, 1986; Schrijver, 2003).

The cost matrix $\pi_{w,m}$ reflects the probability of divorce. If appropriately transformed, it could also be transformed and used to set up a “preference matrix” as defined in the *stable marriage problem* (Gale and Shapley, 1962; Gusfield and Irving, 1989; Lustig and Puget, 2001).

5. Implementation and results

We implement the optimization model presented above into an IP model using the GAMS modeling language. From the 1074 couples of the survey, we eliminate 7 couples that present missing values for a least one of the criteria considered. The model has then 1067 couples, 1067^2 binary variables and $1067!$ different solutions. We pre-calculated the cost function

$$\pi_{w,m} = \sum_c p_{w,m}^c \text{ for the } 1067^2 \text{ possible couples and solve the model using CPLEX.}$$

5.1 Global results

The solution we obtained for 1067 couples is optimal. In this solution, 99.81% couples have been reallocated. Figure 2 compares the objective function of all couples in the initial solution (the clear points) and in the final solution (the dark points). As the objective function is improved in the final solution for about 68% of the couples, most of the dark points are lower than the light points.

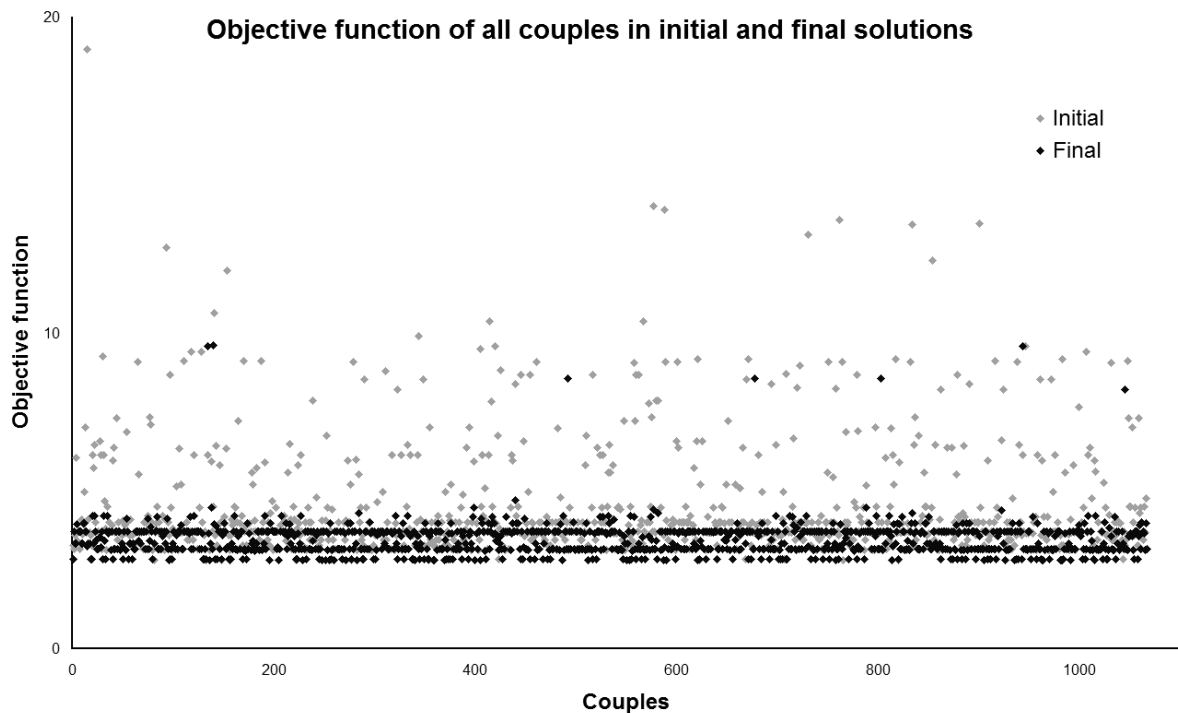


Figure 2: The objective function is improved for 68% of the couples in the final solution.

Figure 3 compares shows that, for all criteria, the objective function in the final solution (the dark columns) is lower than the objective function in the initial solution (the white columns). In other words, no criterion was “worsened” to improve other criteria through the optimization process. Figure 3 also shows that, with all the criteria included, the total objective function is improved about 21% of its initial value.

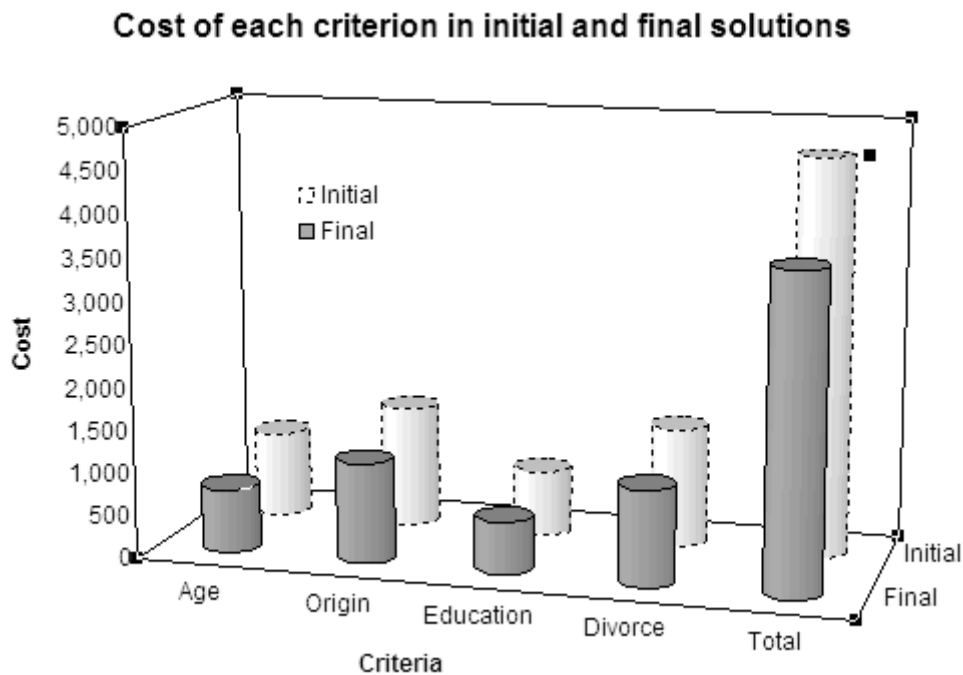


Figure 3: The objective function is improved for all criteria in the final solution.

Figure 4 and 5 show the number of couples in each category of each criterion in the initial solution (represented by the white columns) and in the final solution (represented by the dark columns). The cost function (represented by the growing up dark line) indicates that low cost categories are grouped on the left and high cost categories are on the right of the charts. Both figures show that except for the first category in the age criterion, white columns are lower than dark columns on the left (low cost categories) and white columns are higher than dark columns on the right (high cost categories). That means that in final solutions couples with high cost are replaced by couples with low cost for all criteria, considered together.

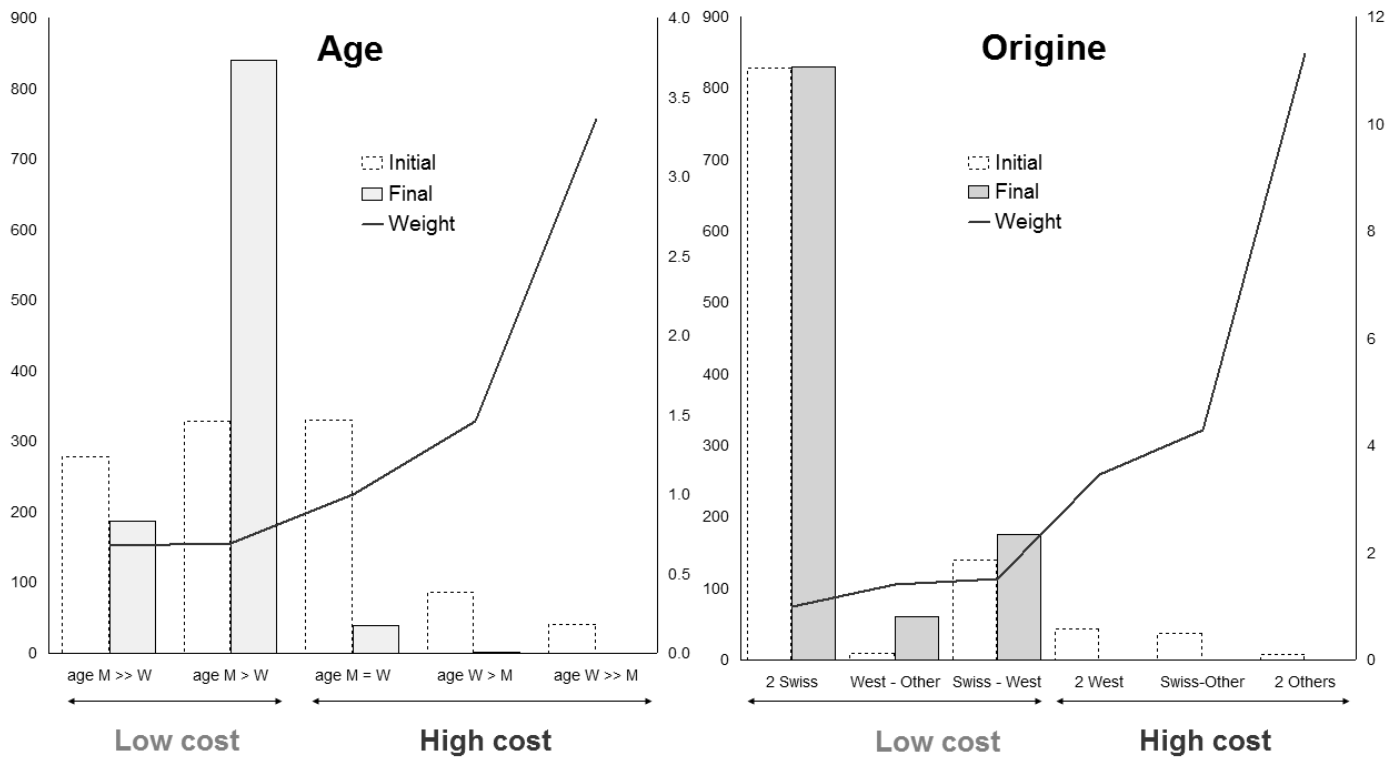


Figure 4: The number of couples in high cost categories decreases in the final solution for criteria concerning age and cultural origin.

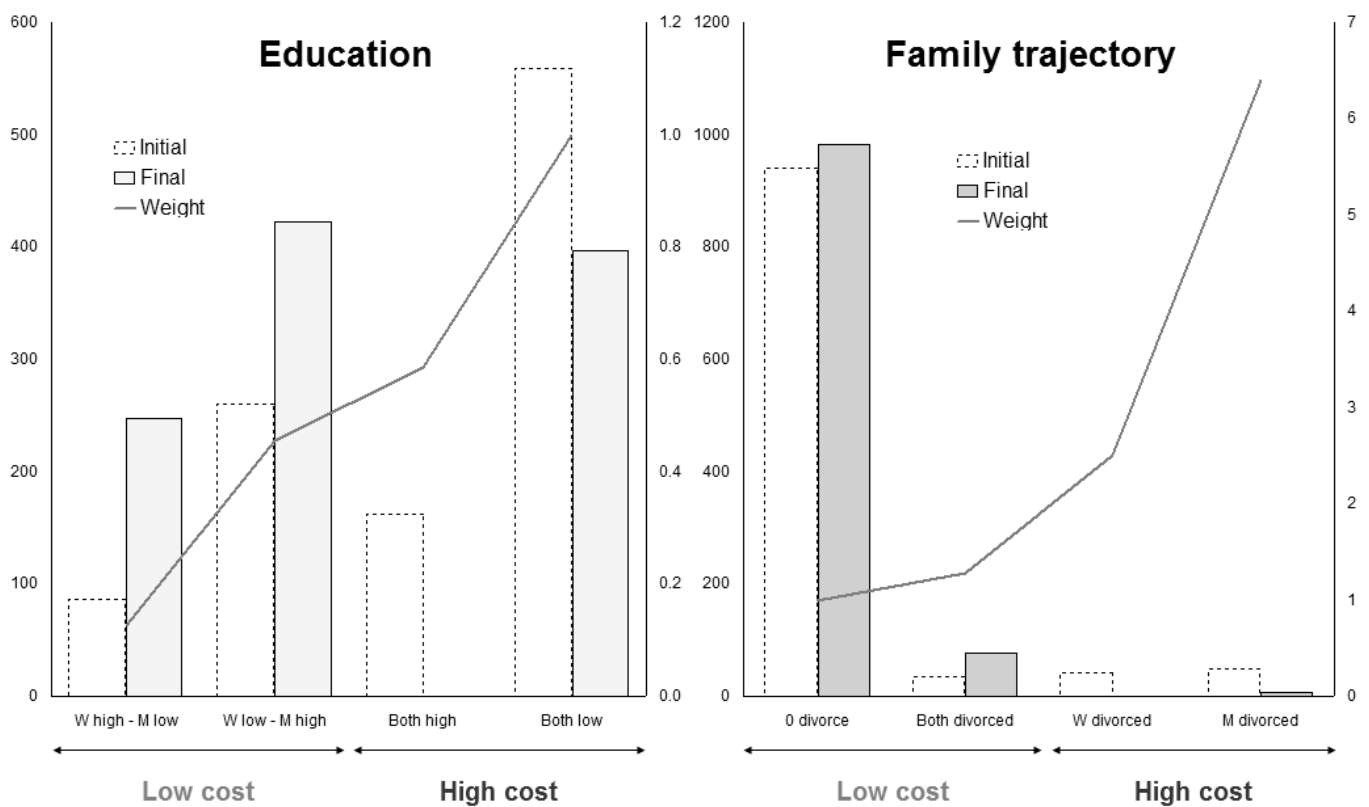


Figure 5: The number of couples in high cost categories decreases in the final solution for criteria concerning educational level and prior experience of divorce or separation.

Overall, 69% of individuals have been attributed a partner in a different age category in the final solution; 53% for education, 21% for citizenship of origin, and 9% for family trajectory.

5.2 Portrait analysis

What does it mean at couples level? Table 3 analyzes the profiles of the extreme couples of the final solution compared with the initial situation. The best case in the initial solution is a couple with a total weight equal to 2.803 in which both partners are Swiss and have no prior experience of divorce, the woman has higher educational level than the man and the man is much older than the woman. The best couple arrangement in the final solution shows exactly the same profile. In fact, 2.803 is the sum of the lowest weights of each criterion and it is impossible for the optimization process to improve this optimal profile. However, if the objective function doesn't change best couple's arrangement, the probability of break-up is far more lower when worst allocations are considered. The worst case in the initial solution is a couple with a total weight equal to 18.979 in which both partners have high education level and are not Swiss neither from another Western country, the man has prior experience of divorce and is much older than the woman. In the final solutions, the worst case is a couple with a total weight equal to 9.600 in which both partners have low educational level, the man has prior experience of divorce and is older than the woman, and the couple associates one Swiss and one foreigner from a Western country. The objective function permits therefore to reduce by half the weight in cases of couples with the highest risk of break-up.

Best couple in initial and final solution		Worst couple in initial solution		Worst couple in final solution	
Weight	Couple portrait	Weight	Couple portrait	Weight	Couple portrait
2.803	Total weight	18.979	Total weight	9.600	Total weight
0.678	Wife is 5+ years younger than husband	0.678	Wife is 5+ years younger than husband	0.694	Wife is 5+ years younger than husband
1	No previous divorce	6.401	Husband has previously divorced	6.401	Husband has previously divorced
0.125	Wife has a higher level than husband	0.586	Wife & husband have a high level	1.000	Wife & husband have a low level
1	Wife & husband are Swiss	11.314	Both from non-Western country	1.505	One is Swiss the other from non-Western country

Table 3: Portraits of best and worst couples in the initial and the final solutions.

By reducing the gap between the best and the worst cases, the optimization process forms more homogeneous couples compared to the initial solutions. This result is confirmed by a lower standard deviation of the objective function in the final solutions (0.59) compared to the initial solution (1.73). This can also be observed in Figure 6. This figure orders all the couple profiles found in the initial and final solutions by its objective function. In the front, the light area represents the number of couples in the initial solution. In the background, the dark area displays the number of couples in the final solution. Clearly, the initial solution has more high cost profiles on the right as the light area hides the dark area. But for low cost profiles grouped on the left, as the light area is exceeded by the dark area, there are much more couples in the final solution than in the initial solution. If we take into account costs lower than 4, the initial situation includes 58.95% of couples, whereas the final solution reaches 94.18%.

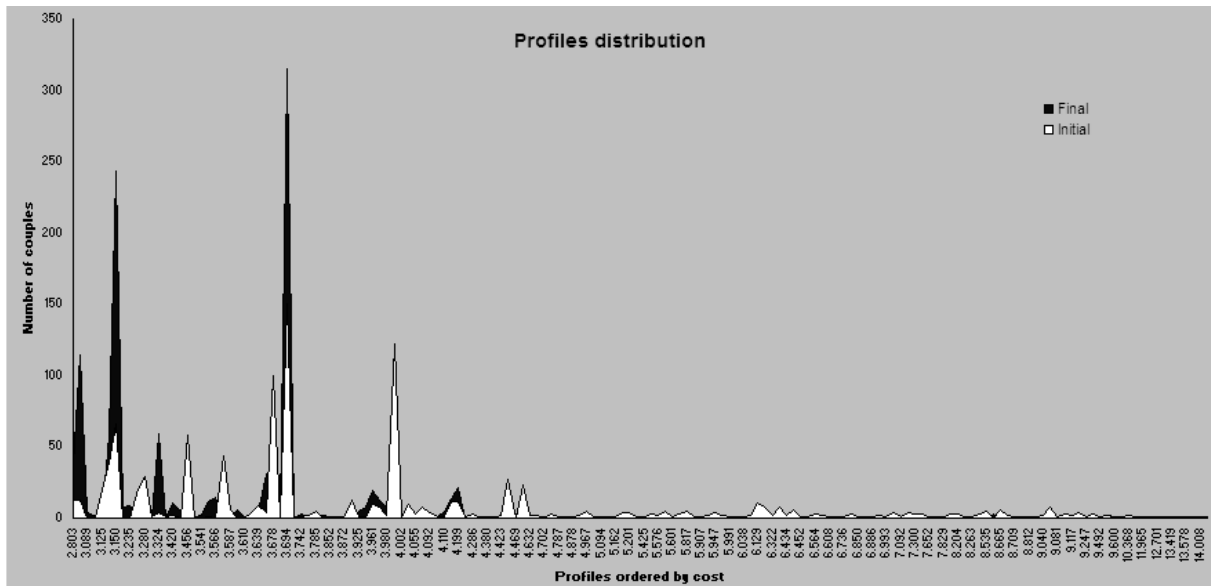


Figure 6: Profiles distribution of couples ordered by cost

6. Discussion and conclusion

This paper proposes an innovative method for optimizing the allocation of partners by applying an operation research model on the allocation of partners in couples. In the optimization model we have assigned men to women in a way that minimizes the number of divorces for a given society. This allocation was done according to empirical criteria stemming from straightforward statistical analyses such as logistic regressions. We found that, within the set of demographic constraints characterizing the Swiss marriage market, about 7 individuals over 10 (68%) can be reallocated to a couple with a higher chance of survival. This reallocation leads the initial non optimal situations to the final optimal situations with a reduction of the objective function by 21% of its initial value.

Based on this set of evidence, one can also state that current marriage markets are sub-optimally organized and that matching individuals according to a small number of objective criteria such as age, education and cultural origin following well-known algorithms of

optimization may help reduce divorce and thus alleviate its economic, social and psychological costs. Marriage was for years under the supervision of the community in the Western world (Goode, 1962). Only recently was marriage considered as a purely private matter serving the psychological needs of individuals, with mate selection left apparently to chance only. The increasing number of couples matched on the Internet by on-line specialized agencies suggests that this time may be soon over. The stiffening of regulations concerning opposite sex relations at work and elsewhere, and the overall complexification of life trajectories (Sapin et al., 2007), among a variety of sociological trends, make more and more individuals ask for such institutional support when searching for a spouse or a partner. Therefore, it is the right time to develop efficient allocation tools for matching individuals, which may grant those agencies and their clients with a sound understanding of the survival chance of their matching. On the long run, such expertise may help societies fight against rising rates of divorce or separation.

The proposed methodology allows also to better understand how structures of the marriage market impact on conjugal mismatches. Some characteristics, although, strongly associated with divorce cannot lead to large reallocations of partners because their distribution in the sample are highly skewed. This is the case of nationality: although matches between Swiss and non-Western individuals have very high odds of separation or divorce, the number of individuals that can be reallocated is small due to the very low pool of available mates of the right nationality with good matches on other dimensions (age, education, previous divorce). When several parameters are intercorrelated (as in the case of birth cohorts and education) reallocation becomes tricky. The great social diversity of contemporary societies makes this problem extremely relevant: with increasing social diversity and increasing individualism, the likelihood of finding an optimal match on all criteria becomes smaller. In order to solve this and other related problems, we intend in the next step of this research to add more criteria, such as religiosity and personality factors to the experimentation. We also wish to integrate a

dynamic structure in the optimization model in order to better take into account the different states of life trajectories. These developments may help to better estimate the impact of mate selection within the highly complex set of demographic constraints characterizing current marriage markets.

7. References

- Amato PR, Keith B (1991) Consequences of parental divorce for children's well-being: A meta-analysis. *Psychol Bull*, 110: 26-46.
- Amato PR. (2000) The consequences of divorce for adults and children. *Journal of Marriage and the Family*, 62: 1269-1287
- Berscheid E., Reis, HT (1998) Attraction and close relationships. In Gilbert D, Fiske S, Lindzey G (eds) *The Handbook of Social Psychology*, 4th edn, Vol 2, pp. 193-281, McGraw-Hill, New York
- Blackwell DL, Lichter (2004) Homogamy among dating, cohabiting and married couples. *The Sociological Quarterly*, 45: 719-737
- Blau PM, Blum TC, Schwartz JE (1982) Heterogeneity and intermarriage. *Am Sociol Rev*, 47: 45-62
- Blau PM, Schwartz JE (1984) *Crosscutting social circles: Testing a macrostructural theory of intergroup relations*, Academic Press, Orlando, San-Diego
- Bumpass LL, Sweet JA (1972) Differentials in marital instability: 1970. *Am Sociol Rev*, 37:754-766.
- Bumpass, L. L., Martin, T. C., & Sweet, J.A. (1991). The impact of family background and early marital factors on marital disruption. *Journal of Family Issues*, 12, 22-42.
- Burkard R, Dell'Amico M, Martello S (2008). Assignment problem, *SIAM Monographs on Discrete Mathematics and Applications* (in preparation)
- Cherlin AJ, Furstenberg, FF (1994) Stepfamilies in the US: a reconsideration. *An. Rev Sociol*, pp. 359-381.

- Cherlin AJ, Chase-Lansdale PL, & McRae C (1998) Effect of parental divorce on mental health throughout the life course. *American Sociological Review*, 63: 239-249
- Felmlee D, Sprecher S, Bassin E (1990) The dissolution of intimate relationships: A hazard model. *Social Psychology Quarterly* :13-30
- Gale D, Shapley LS, (1962). "College admissions and the stability of marriage", *American Mathematical Monthly*, vol. 69, pp. 9-15.
- Goode WJ (1962) Marital satisfaction and instability: A cross-cultural class analysis of divorce rates. *International Social Science Journal*, 14: 507-526
- Gusfield D., Irving RW (1989) *The Stable Marriage Problem, Structure and Algorithms*, The MIT Press, Foundations of Computing Series
- Hohmann-Marriott BE (2006) Shared Beliefs and the Union Stability of Married and Cohabiting Couples. *Journal of Marriage and Family*, 68 :1015-1028
- Jalovaara, M. (2001). Socio-economic status and divorce in first marriages in Finland 1991-93 *Population Studies*, 55, 119-133.
- Janssen JPG (2002). Do opposites attract divorce? Dimensions of mixed marriage and the risk of divorce in the Netherlands, Dissertation, University of Nijmegen
- Kalmijn M (1994) Assortative mating by cultural and occupational status. *Am J Sociol*, 100: 422-452
- Kalmijn M (1998) Inter-marriage and homogamy: Causes, patterns, trends. *Annu Rev of Sociol*, 24 : 349-421
- Lovász L, Plummer MD (1986). *Matching Theory*. *Annals of Discrete Mathematics* 29, North Holland
- Lustig IJ, Puget JF (2001), Program Does Not Equal Program: Constraint Programming and Its Relationship to Mathematical Programming, *Interfaces* 31(6): 29-53
- Myers SM. (2006) Religious Homogamy and Marital Quality: Historical and Generational. *Journal of Marriage and Family*, 68: 292-304

- Price-Brohn S, Baslwich, JO (1980) The non-institutions: Divorce, desertion, and remarriage. *Journal of Marriage and the Family*, 42: 959-972
- Rosenthal RE, GAMS — A User's Guide, 2007, GAMS Development Corporation, Washington, DC, USA
- Sapin M, Spini D, Widmer ED (2007) *Les parcours de vie: de l'adolescence au grand âge*, Presses Polytechniques et Universitaires Romandes, Lausanne
- Schrijver A (2003) *Combinatorial optimization. Polyhedra and efficiency. Vol. 24 of Algorithms and Combinatorics*, Springer Verlag, Berlin
- Tzeng, M. S. (1992). The effects of socioeconomic heterogamy and changes on marital dissolution for first marriages. *Journal of Marriage and the Family*, 54, 609-619.
- Wagner M (1993) Sozial Bedingungen des Ehedscheidungsrisikos aus der Perspektive des Lebensverlaufs. In Diekmann A., Weick S (eds), *Der Familienzyklus als sozialer Prozess*, pp. 372-393, Dunker & Humblot, Berlin
- Widmer ED, Kellerhals J, Levy R (2006) Types of conjugal interactions and conjugal conflict: a Longitudinal Assessment. *Eur Soc Rev* 20: 63-77
- Widmer ED, Kellerhals J, Levy R., Ernst M., Hammer R. (2003) *Couples contemporains: Cohésion, régulation et conflits*, Seismo, Zürich, 251p.
- Yela C, Sangrador JL (2001) Perception of physical attractiveness throughout loving relationships. *Current Research in Social Psychology*, 6 : 5

Cahiers de recherche du Centre de Recherche Appliquée en Gestion (CRAG) de la Haute Ecole de Gestion - Genève

© 2006

CRAG – Centre de Recherche Appliquée en Gestion

Haute école de gestion - Genève

Campus de Battelle, Bâtiment F

7, route de Drize – 1227 Carouge – Suisse

✉ crag@hesge.ch

www.hesge.ch/heg/crag

☎ +41 22 388 18 18

☎ +41 22 388 17 40

2006

- N° HES-SO/HEG-GE/C--06/1/1--CH
Andrea BARANZINI
Damien ROCHETTE
*“La demande de récréation pour un parc naturel
Une application au Bois de Pfyn-Finges, Suisse”*
- N° HES-SO/HEG-GE/C--06/2/1--CH
Giovanni FERRO LUZZI
Yves FLÜCKIGER
Sylvain WEBER
“A Cluster Analysis of Multidimensional Poverty in Switzerland”
- N° HES-SO/HEG-GE/C--06/3/1--CH
Giovanni FERRO LUZZI
Sylvain WEBER
“Measuring the Performance of Microfinance Institutions”
- N° HES-SO/HEG-GE/C--06/4/1--CH
Jennifer D’URSO
*“L’eau de boisson :
Aspects logistiques et attitude du consommateur”*
- N° HES-SO/HEG-GE/C--06/5/1--CH
Jennifer D’URSO
“La gestion publique de l’eau en Suisse”
- N° HES-SO/HEG-GE/C--06/6/1--CH
Philippe THALMANN
Andrea BARANZINI
“Gradual Introduction of Coercive Instruments in Climate Policy”

- N° HES-SO/HEG-GE/C--06/7/1--CH
Andrea BARANZINI
Caroline SCHAERER
José RAMIREZ
Philippe THALMANN
*“Feel it or Measure it.
Perceived vs. Measured Noise in Hedonic Models”*
- N° HES-SO/HEG-GE/C--06/8/1--CH
José RAMIREZ
Anatoli VASSILIEV
*“An Efficiency Comparison of Regional Employment Offices Operating under Different
Exogenous Conditions”*
- N° HES-SO/HEG-GE/C--06/9/1--CH
José RAMIREZ
Joseph DEUTSCH
Yves FLÜCKIGER
Jacques SILBER
“Export Activity and Wage Dispersion: The Case of Swiss Firms”
- N° HES-SO/HEG-GE/C--06/10/1--CH
Joëlle DEBELY
Gaëtan DERACHE
Emmanuel FRAGNIERE
Jean TUBEROSA
“Rapport d’enquête : sondage Infobésité”
- N° HES-SO/HEG-GE/C--06/11/1--CH
Andrea BARANZINI
José RAMIREZ
Cristian UGARTE ROMERO
“Les déterminants du choix de (dé)localisation des entreprises en Suisse”
- N° HES-SO/HEG-GE/C--06/12/1--CH
Catherine EQUÉY BALZLI
Jean TUBEROSA
David MARADAN
Marie-Eve ZUFFEREY BERSIER
*“Étude du comportement des PME/PMI suisses en matière d’adoption de système de
gestion intégré.
Entre méconnaissance et satisfaction.”*
- N° HES-SO/HEG-GE/C--06/13/1--CH
Joëlle DEBELY
Magali DUBOSSON
Emmanuel FRAGNIÈRE
*“The pricing of the knowledge-based services : Insight from the environmental
sciences”*

2007

- N° HES-SO/HEG-GE/C--07/1/1--CH
Andrea BARANZINI
Caroline SCHAERER
“A Sight for Sore Eyes
Assessing the value of view and landscape use on the housing market”
- N° HES-SO/HEG-GE/C--07/2/1--CH
Joëlle DEBELY
Magali DUBOSSON
Emmanuel FRAGNIÈRE
“The Travel Agent: Delivering More Value by Becoming an Operational Risk Manager”
- N° HES-SO/HEG-GE/C--07/3/1--CH
Joëlle DEBELY
Magali DUBOSSON
Emmanuel FRAGNIÈRE
“The Consequences of Information Overload in Knowledge Based Service Economies”
- N° HES-SO/HEG-GE/C--07/4/1--CH
Lucie Bégin
Jacqueline Deschamps
Hélène Madinier
“Une approche interdisciplinaire de l’intelligence économique”
- N° HES-SO/HEG-GE/C--07/5/1--CH
Journée de la recherche HEG 2007
“Recueil des communications”
- N° HES-SO/HEG-GE/C--07/6/1--CH
Sylvain Weber
Andrea Baranzini
Emmanuel Fragnière
“Consumers Choices among Alternative Electricity Programs in Geneva – An Empirical Analysis”

2008

- N° HES-SO/HEG-GE/C--08/1/1--CH
Andrea BARANZINI
José RAMIREZ
Sylvain WEBER
“The Demand for Football in Switzerland : An Empirical Estimation”

- N° HES-SO/HEG-GE/C--08/2/1--CH
Giuseppe CATENAZZO
Gaëtan DERACHE
Emmanuel FRAGNIERE
Patricia HUGENTOBLER
Jean TUBEROSA

“Rapport d’enquête préliminaire : Dessine-moi un service ! Entreprises et administration : comment concevoir et valoriser vos services”