

Focusing of high-energy particles in the electrostatic field of a homogeneously charged sphere and the effective momentum approximation

A. Aste^a and D. Trautmann

Department of Physics and Astronomy, University of Basel, Klingelbergstrasse 82, 4056 Basel, Switzerland

Received: 8 May 2007 / Revised: 4 July 2007

Published online: 31 July 2007 – © Società Italiana di Fisica / Springer-Verlag 2007

Communicated by V. Vento

Abstract. The impact of the strongly attractive electromagnetic field of heavy nuclei on electrons in quasi-elastic (e, e') scattering is often accounted for by the effective momentum approximation. This method is a plane wave Born approximation which takes the twofold effect of the attractive nucleus on initial- and final-state electrons into account, namely the modification of the electron momentum in the vicinity of the nucleus, and the focusing of electrons towards the nuclear region leading to an enhancement of the corresponding wave function amplitudes. The focusing effect due to the attractive Coulomb field of a homogeneously charged sphere on a classical ensemble of charged particles incident on the field is calculated in the highly relativistic limit and compared to results obtained from exact solutions of the Dirac equation. The result is relevant for the theoretical foundation of the effective momentum approximation and describes the high-energy behavior of the amplitude of continuum Dirac waves in the potential of a homogeneously charged sphere. Our findings indicate that the effective momentum approximation is a useful approximation for the calculation of Coulomb corrections in (e, e') scattering off heavy nuclei for sufficiently high electron energies and momentum transfer.

PACS. 11.80.-m Relativistic scattering theory – 11.15.Kc Classical and semiclassical techniques – 25.30.Fj Inelastic electron scattering to continuum – 25.70.Bc Elastic and quasielastic scattering

1 Introduction

Scattering experiments can be viewed as one of the very important tools of experimental particle physics since the famous Lord Ernest Rutherford scattering experiment of α -particles off the nuclei within a gold foil in 1911 [1]. To explore the structure of the nucleus, the main tool used today is electron scattering due to the transparency of the nuclear volume for electrons. *E.g.*, inclusive (e, e') scattering, where only the final electron is observed, provides information about the nuclear Fermi momentum by measuring the width of the quasi-elastic peak [2], or the high-momentum components of nucleon wave functions when the tail of the quasi-elastic peak is investigated [3, 4]. Information about infinite nuclear matter is obtained by extrapolating the mass number $A \rightarrow \infty$ [5], and possible modifications of the nucleon form factors inside a nucleus are related to the Coulomb sum rules [6]. However, although electrons with energies of typically some hundred MeV are used in the experiments, the distortion of the electron wave functions due to the strongly attrac-

tive electrostatic field of heavy nuclei can no longer be neglected, such that calculations in the plane-wave Born approximation (PWBA) are no longer reliable.

Calculations using exact Dirac wave functions are feasible but cumbersome and difficult compared to the PWBA calculations. As a consequence, various approximate methods have been proposed in the past for the treatment of Coulomb distortions [7–15], and there is an extensive literature on the so-called eikonal approximation [16–24].

In this paper, we give a concise classical derivation of the effective momentum approximation (EMA), which has the advantage that one works with plane waves and which plays an important role in experimental data analysis. The classical high-energy results are compared to results obtained from exact solutions of the Dirac equation. Our findings concerning the correct use of the EMA are of actual importance, since there is now considerable theoretical and experimental interest in extracting longitudinal and transverse structure functions as a function of energy loss for fixed three-momentum transfer for a range of nuclei. Recently, a Thomas Jefferson National Acceler-

^a e-mail: andreas.aste@unibas.ch

ator Facility (TJNAF) proposal for quasi-elastic electron scattering measurement in the momentum transfer range $0.55 \text{ GeV}/c \leq |\vec{q}| \leq 1.0 \text{ GeV}/c$ was approved such that the experiments will be performed in the near future using ^4He , ^{12}C , ^{56}Fe and ^{208}Pb as target nuclei [25].

We shortly comment qualitatively on the connection between the distorted-wave Born approximation (DWBA) and the EMA and its correct application. In DWBA, one calculates matrix elements with exact initial- and final-state electron wave functions. Unlike the plane waves with constant amplitude used in the PWBA, these wave functions are focused towards the nuclear region, and the local electron momenta are enhanced there due to the attractive positively charged nucleus. In the EMA, the focusing and the momentum transfer in the relevant nuclear region, where the nucleons get knocked, are accounted for by effective (average) values. It is important to mention that one must base EMA calculations indeed on average values, although in the literature, the use of effective values for the focusing and the effective momenta valid only in the center of the nucleus is widespread. However, the choice of such values is not appropriate, as will be explained in detail in this paper.

There are two equivalent methods for the correct application of the EMA. First, one may calculate the cross section from the corresponding theoretical PWBA expression for the (e, e') scattering cross section with effective momenta. This introduces an artificially enhanced phase space for the final-state electron, since also in the DWBA, the phase space is given by the undistorted asymptotic momenta of the final-state particles. However, this enhanced phase space accidentally accounts for the focusing effect on the final-state electron with a high level of accuracy. Because the initial focusing has not yet been taken into account, one has to multiply the cross section calculated so far additionally by the effective focusing factor of the initial-state electron.

Another equivalent approach is to factorize the theoretical expression for the (e, e') cross section into the Mott cross section given by eq. (23) and a response function according to eq. (22). The interesting point is that the impact of the focusing cancels against the modification of the momentum transfer in the Mott cross section. Accordingly, one may calculate the EMA cross section by leaving the Mott part unchanged and by evaluating the response function with the momenta replaced by their effective values.

A critical overview on the history of the effective momentum approximation and its correct and incorrect application can be found in [26].

2 Quasi-elastic scattering

In order to illustrate the importance of Coulomb corrections for quasi-elastic (e, e') scattering, we shortly review the basic properties of this scattering process. For this purpose, we envisage an electron with initial and final asymptotic four-momenta $k_{i,f}^\mu = (\epsilon_{i,f}, \vec{k}_{i,f})$, which scatters off a

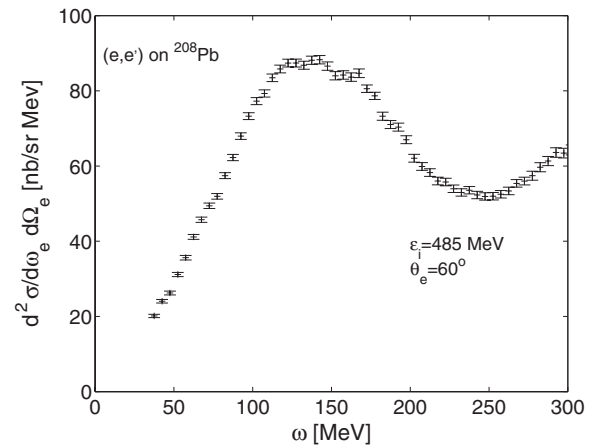


Fig. 1. Quasi-elastic (e, e') scattering cross section data taken at Saclay for initial electron energy $\epsilon_i = 485 \text{ MeV}$ and electron scattering angle $\theta_e = 60^\circ$.

nucleon. We will always set $\hbar = c = 1$ in the following, and for highly relativistic electrons we have $\epsilon_{i,f} = |\vec{k}_{i,f}|$. Additionally, we assume that the nucleon inside the nucleus is at rest. Neglecting interactions on the nucleon with its surrounding such that the nucleon can be considered quasi-free, the initial and final momenta of the nucleon are given by $p_i^\mu = (m_n, \vec{0})$ and $p_f^\mu = (E_f, \vec{p}_f) = (m_n + \omega, \vec{k}_i - \vec{k}_f)$, where $\omega = k_i^0 - k_f^0$ is the energy transfer and $\vec{q} = \vec{k}_i - \vec{k}_f$ the three-momentum transfer of the electron to the nucleon. From four-momentum conservation,

$$q^\mu = (k_i^\mu - k_f^\mu) = (p_f^\mu - p_i^\mu), \quad (1)$$

we obtain from the four-momentum transfer squared Q^2

$$-Q^2 = q_\mu q^\mu = 2m_n^2 - 2m_n E_f, \quad (2)$$

and consequently $\omega = (E_f - m_n) = \frac{Q^2}{2m_n}$. Therefore, under the simplifying assumptions made above, the (e, e') scattering cross section as a function of the energy transfer for fixed electron scattering angle θ_e should exhibit a peak where

$$\omega = \frac{Q^2}{2m_n}. \quad (3)$$

Figure 1 shows such a typical experimental curve from measurements taken at Saclay [27]. First, one observes that the peak has a width which is basically due to the Fermi motion of the nucleons. Second, the peak is shifted with respect to the empirical formula eq. (3), which predicts $\omega_{peak} \simeq 100 \text{ MeV}$, to a value of nearly 140 MeV . A phenomenological description of this observation could be given within the Fermi gas model by the observation that eq. (3) does not take into account that an average removal energy \bar{E}_{rem} is necessary to remove a nucleon from the nucleus which is larger than the average binding energy \bar{E}_{bind} of a nucleon inside the nucleus. *E.g.*, for ^{208}Pb with $\bar{E}_{bind} \simeq 20 \text{ MeV}$, a two-parameter fit for the Fermi momentum k_F and the removal energy \bar{E}_{rem} leads to $k_F \simeq 265 \text{ MeV}$ and $\bar{E}_{rem} \simeq 44 \text{ MeV}$ [2]. The higher

value of the removal energy also incorporates correlation effects due to the short-range interaction of the nucleons [28]. However, there is a significant non-quasi-elastic background present in fig. 1, which if removed would make the peak appear around 130 MeV, a value which is not so different from what one would expect from the binding energy, putting the observations made above into perspective. Furthermore, the momentum of the electron in the nuclear vicinity is enhanced due to the attraction of the nucleus, which induces an additional positive shift of the peak. This leads us to the idea of effective momenta. From a classical point of view, the momentum of a highly relativistic electron which moves virtually on a straight line is locally dependent and given by

$$\vec{k}_{i,f}(\vec{r}) = (k_{i,f} - V(\vec{r}))\hat{k}_{i,f}, \quad (4)$$

where $\hat{k}_{i,f}$ is the unit vector in direction of $\vec{k}_{i,f}$, $k_{i,f} = |\vec{k}_{i,f}|$, and $V(\vec{r})$ is the potential energy of the electron in the electrostatic field of the nucleus. This local change of the momentum of, *e.g.*, the incoming particle with momentum $\vec{k}_i = k_i\hat{k}_i$ is taken into account by the eikonal approximation through a modification of the plane-wave part of the free wave function describing the initial state of the particle. Defining the relativistic eikonal phase

$$\chi_i(\vec{r}) = - \int_{-\infty}^0 V(\vec{r} + \hat{k}_i s) ds = - \int_{-\infty}^z V(x, y, z') dz', \quad (5)$$

if we choose $\vec{k}_i = k_z^i \hat{e}_z$, the free electron spinor used in PWBA calculations

$$\Psi_i(\vec{r}) = u_{s_i}(\vec{k}_i) e^{i\vec{k}_i \vec{r}} \quad (6)$$

is replaced by

$$\Psi_i(\vec{r}) = u_{s_i}(\vec{k}_i) e^{i\vec{k}_i \vec{r} + i\chi_i(\vec{r})} \quad (7)$$

in the corresponding eikonal distorted-wave Born approximation (EDWBA). $u_{s_i}(\vec{k}_i)$ is the constant spinor which depends on the spin (helicity) and momentum of the particle. As desired, the dominant longitudinal z -component of the momentum p_z is then recovered via

$$p_z e^{ik_z^i z + i\chi_i} = -i\partial_z e^{ik_z^i z + i\chi_i} = (k_z^i - V) e^{ik_z^i z + i\chi_i}. \quad (8)$$

The final-state wave function is constructed analogously by the replacement $e^{i\vec{k}_f \vec{r}} \rightarrow e^{i\vec{k}_f \vec{r} - i\chi_f(\vec{r})}$, where

$$\chi_f(\vec{r}) = - \int_0^{\infty} V(\vec{r} + \hat{k}_f s') ds'. \quad (9)$$

However, this approximation does not yet include the fact that also the amplitude of the electron wave function corresponding to initial and final asymptotic momenta $\vec{k}_{i,f}$ is modified by the attractive nucleus. An improved version of the eikonal approximation thus should read

$$\Psi_{i,f}(\vec{r}) = f_{i,f}^{1/2}(\vec{r}) u_{s_{i,f}}(\vec{k}_{i,f}) e^{i\vec{k}_{i,f} \vec{r} + i\chi_{i,f}(\vec{r})}, \quad (10)$$

such that the electron probability density is locally enhanced by focusing factors $f_{i,f}(\vec{r})$.

A simpler strategy than the eikonal approximation, which will eventually lead to the EMA and which avoids the introduction of non-planar wave functions, is to average the locally dependent momentum over the nuclear volume, such that effective momenta $\vec{k}_{i,f}^{eff}$ are obtained

$$\vec{k}_{i,f}^{eff} = \langle \vec{k}_{i,f}(\vec{r}) \rangle = \frac{\int \vec{k}_{i,f}(\vec{r}) \rho(\vec{r}) d^3r}{\int \rho(\vec{r}) d^3r}, \quad (11)$$

with $\rho(\vec{r})$ representing a reasonable nuclear-density profile. If both the charge and the nuclear density are approximated by a homogeneous distribution inside a sphere with radius R

$$\rho(\vec{r}) = \begin{cases} \text{const} & : |\vec{r}| \leq R, \\ 0 & : |\vec{r}| > R, \end{cases} \quad (12)$$

then it is straightforward to show that the effective momenta are given by

$$\vec{k}_{i,f}^{eff} = \left(k_{i,f} - \frac{4}{5} V(0) \right) \hat{k}_{i,f} = (k_{i,f} - V_{eff}) \hat{k}_{i,f}, \quad (13)$$

and the potential energy of an electron $V(0)$ in the center of the nucleus is given by $V(0) = -\frac{3\alpha Z}{2R}$, where $\alpha = e^2/4\pi$ is the fine-structure constant and e the elemental charge. Accordingly, one can define now an effective four-momentum transfer squared Q_{eff}^2 . The effective potential $V_{eff} = 4V(0)/5$ is indeed the average value of the potential V generated by the homogeneous charge distribution inside the sphere itself. Eventually, since the present discussion has a phenomenological character due to the complex and partially uncertain structure of the nuclear current, one may modify eq. (3) to an even more general form

$$\omega = \frac{Q_{eff}^2}{2\tilde{m}_n} + \tilde{E}_{rem}, \quad (14)$$

where \tilde{m}_n and \tilde{E}_{rem} are a phenomenological (momentum-dependent) nucleon mass and a phenomenological removal energy, respectively. Replacing Q^2 by Q_{eff}^2 leads to an additional peak shift of ~ 8 MeV in the present example.

Viewing quasi-elastic scattering as a nucleon knock-out process provides only a poor picture of the actual physical processes taking place inside the nucleus and for details we refer to the literature [29]. What is important for the forthcoming section is the fact that the electron interacts with the nuclear medium by exchange of photons, and that the hard scattering process can be viewed as a *quasi-local* process. *E.g.*, for $\epsilon_i = 485$ MeV and $\omega = 160$ MeV, the four-momentum transfer is $Q^2 = (397 \text{ MeV})^2$. Taking into account that $\hbar c = 197 \text{ MeV fm}$, the virtuality Q^2 of the exchanged photon corresponds to a typical space-time length scale of 0.5 fm, which is much smaller than the size of the nucleus, as depicted in fig. 2.

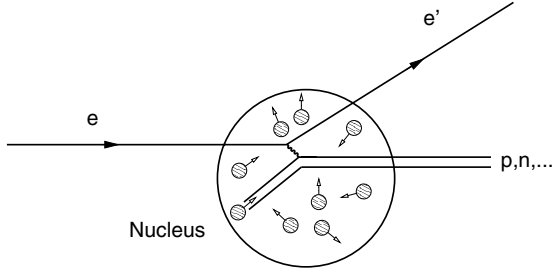


Fig. 2. Quasi-elastic electron scattering off a heavy nucleus. Within a strongly simplified picture, the process can be viewed as scattering of the electron off the constituents (mainly nucleons) of the nucleus via exchange of a “hard short-range” photon.

3 Effective-momentum approximation

The differential cross section for single nucleon knockout is given by [30]

$$\frac{d^4\sigma}{d\epsilon_f d\Omega_f dE_f d\Omega_f} = \frac{4\alpha^2}{(2\pi)^9} \epsilon_f^2 E_f p_f \times \delta(\epsilon_i + E_A - \epsilon_f - E_f - E_{A-1}) \overline{\sum} |W_{if}|^2, \quad (15)$$

with the matrix element

$$W_{if} = \int d^3x \int d^3y \int d^3q \left[j_\mu^e(\vec{x}) \frac{e^{-i\vec{q}(\vec{x}-\vec{y})}}{q_\mu^2} J_N^\mu(\vec{y}) \right], \quad (16)$$

where $J_N^\mu(\vec{y})$ is the nucleon current obtained from some suitable nuclear model, the $\overline{\sum}$ in eq. (15) indicates the sum (average) over final (initial) polarizations, and E_A , E_{A-1} is the energy of the initial and final nucleus, respectively. In the PWBA, the electron current is given by

$$j^\mu(\vec{x}) = \bar{u}_{s_f}(\vec{k}_f) \gamma^\mu u_{s_i}(\vec{k}_i) e^{i\vec{k}_i \vec{r} - i\vec{k}_f \vec{r}}, \quad (17)$$

where u_{s_i}, u_{s_f} are initial/final-state plane-wave electron spinors corresponding to the initial/final electron momentum $\vec{k}_{i,f}$ and spin $s_{i,f}$. In the DWBA, exact solutions of the Dirac equation are used for electrons instead of plane waves. The usual procedure to calculate the inclusive (e, e') cross section is to sum over all the individual nucleon knockout cross sections for all protons and neutrons in the nucleus under consideration.

The basic idea of the effective momentum approximation (EMA) is to describe the electron wave functions by modified plane waves

$$e^{i\vec{k}_{i,f} \vec{r}} \rightarrow \frac{k'_{i,f}}{k_{i,f}} e^{i\vec{k}'_{i,f} \vec{r}},$$

which account for the enhanced electron density and momentum in the nuclear region. Here, $k'_{i,f}$ and $k''_{i,f}$ denote

effective momenta which need not necessarily be identical. It will be one of the main results of the forthcoming section, that for high electron energies and the electrostatic potential of a homogeneously charged sphere, $k'_{i,f} = k''_{i,f} = k_{i,f}^{eff}$ is indeed fulfilled, *i.e.*, at high energies, the effective (average) focusing factor is given by

$$f_{i,f} = \frac{\int f_{i,f}(\vec{r}) \rho(\vec{r}) d^3r}{\int \rho(\vec{r}) d^3r} = \left(\frac{k_{i,f}^{eff}}{k_{i,f}} \right)^2. \quad (18)$$

We will therefore identify the $k'_{i,f} = k''_{i,f} = k_{i,f}^{eff}$ in the sequel. When the exact wave functions appearing in the matrix element eq. (16) are replaced by the corresponding effective wave functions, the momentum integral in eq. (16) can be trivially performed and replaced basically by a constant factor $1/q_{\mu,eff}^2 = -1/Q_{eff}^2$. This expresses the fact that the virtual photon emitted by the electron is actually harder than if no attractive potential were present, since the electron is accelerated to higher momenta in the nuclear vicinity, and $1/q_{\mu,eff}^2$ is the photon virtuality averaged over the nuclear volume.

Note that the reason why the replacement of the locally dependent wave function amplitudes and momenta by effective values makes sense is rooted in the local character of the scattering process mentioned above. *E.g.*, if the virtual photon would propagate over distances comparable to the size of the nucleus, then nucleons could also be knocked by photons which were emitted outside the nucleus, such that an averaging of the focusing and the local momenta inside the nuclear interior would not make sense. The correct mathematical counterpart of this pictorial description can be found in [8]. For the EMA to hold, it is mandatory that the wavelengths of the electron and the virtual photon are significantly smaller than the nuclear radius, *i.e.* $\epsilon_f > 200$ MeV and $Q^2 > (200 \text{ MeV})^2$ corresponding to a length scale of 1 fm should be required for ^{208}Pb [31,32]. Note also that the enhancement of the wave function amplitudes is not very large at high energies. One can write

$$f_{i,f}^{1/2}(\vec{r}) = 1 + \delta_{i,f}(\vec{r}), \quad |\delta(\vec{r})| \ll 1, \quad (19)$$

and we may therefore neglect higher-order terms in the δ 's in formal expressions, like

$$\langle f_i^{1/2}(\vec{r}) f_f^{1/2}(\vec{r}) \rangle = \langle (1 + \delta_{i,f}(\vec{r})) (1 + \delta_{i,f}(\vec{r})) \rangle \simeq \langle f_i^{1/2}(\vec{r}) \rangle \langle f_f^{1/2}(\vec{r}) \rangle, \quad (20)$$

and one may equate expressions like

$$f_{i,f}(\vec{r}) = (1 + \delta_{i,f}(\vec{r}))^2 \simeq 1 + 2\delta_{i,f}(\vec{r}). \quad (21)$$

It is instructive to calculate the impact of the focusing factors on the size of the cross section for a typical example. *E.g.*, if we consider electron scattering off ^{208}Pb for $|k_i| = 485$ MeV/c and $\omega = 100$ MeV, we have $V(0) = -25$ MeV and $4V(0)/5 = -20$ MeV such that k_i^{eff} is given by $(485 + 20)$ MeV, and $k_f^{eff} = (385 + 20)$ MeV.

The focusing factors enter the cross section both linearly via the matrix element squared, enhancing the cross section by a factor of $(k_i^{eff}/k_i)^2(k_f^{eff}/k_f)^2 = 1.2$.

There are two different, but equivalent strategies to calculate cross sections in the EMA framework. First, the EMA cross section can be calculated by replacing the electron momenta $\vec{k}_{i,f}$ by the effective momenta $\vec{k}_{i,f}^{eff}$ in the (theoretical) expression for the quasi-elastic scattering cross section (accordingly, the energies $\epsilon_{i,f}$ must be replaced by $|\vec{k}_{i,f}^{eff}|$). The cross section obtained this way must be multiplied subsequently by the factor $(k'_i/k_i)^2$ which accounts for the focusing of the incoming electron wave in the nuclear center. The focusing factor $(k'_f/k_f)^2$ for the scattered electron is already contained in the artificially enhanced phase space factor of the final-state electron, if $k'_f = k''_f$ is presumed. Second, the cross section for inclusive quasi-elastic electron scattering can also be written by the help of the total response function S_{tot} as

$$\frac{d^2\sigma_{PWBA}}{d\Omega_f d\epsilon_f} = \sigma_{Mott} \times S_{tot}(|\vec{q}|, \omega, \Theta_e), \quad (22)$$

where the Mott cross section is given by ($q_\mu^4 = Q^4$)

$$\sigma_{Mott} = 4\alpha^2 \cos^2(\Theta_e/2) \epsilon_f^2 / q_\mu^4. \quad (23)$$

The Mott cross section remains unchanged when it gets multiplied by the EMA focusing factors and the momentum transfer q_μ^4 is replaced by its corresponding effective value. A short calculation shows indeed that ($\epsilon_{i,f} \gg m$)

$$\frac{Q_{eff}^2}{Q^2} = \frac{k_i^{eff} k_f^{eff}}{k_i k_f}, \quad \frac{f_i(\epsilon_f^{eff})^2}{Q_{eff}^4} = \frac{\epsilon_f^2}{Q^4}. \quad (24)$$

Therefore, the EMA cross section can also be obtained from (22) by leaving the Mott cross section unchanged and by replacing $S_{tot}(|\vec{q}|, \omega, \Theta_e)$ by the effective value

$$S_{tot}(|\vec{q}_{eff}|, \omega, \Theta_e) = S_{tot}(|\vec{k}_i^{eff} - \vec{k}_f^{eff}|, \omega, \Theta_e), \quad (25)$$

since the effect of replacing q_μ^4 by its effective value in the Mott cross section is to exactly divide away the initial state focusing factor and the final state focusing factor which is generated by the replacement $\epsilon_f \rightarrow \epsilon_f^{eff} = |\vec{k}_f^{eff}|$.

4 The classical focusing factor

The focusing factor can be derived approximately from a classical toy model according to figs. 3 and 4. We consider the trajectories of an ensemble of highly relativistic particles approaching a nucleus located in the center of the (b, z) -coordinate system. The particles shall move in z -direction with equal velocity and with an asymptotic impact parameter in the range between b_0 and $b_0 + db_0$. The longitudinal velocity of the particles can be taken as the speed of light, since the particles are highly relativistic and changes of the velocity in transverse direction and

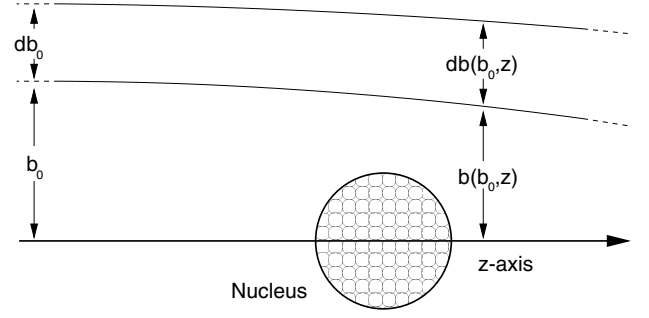


Fig. 3. Electrons incident on a nucleus with impact parameter b_0 .

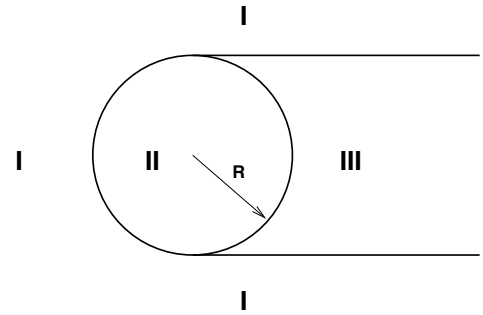


Fig. 4. The three different regions according to the case distinction in the text.

the kinetic energy cause a negligible second-order effect to the longitudinal component. Therefore, one may adopt the straight-line approximation by setting $z(t) = ct = t$, $r(t) = \sqrt{b_0^2 + t^2}$, and the impact parameter will be considered constant at certain stages of our calculation. Due to the attractive nucleus, the original impact parameter b_0 is reduced to $b(b_0, z)$ as a particle moves along its trajectory, such that the particle density at z is increased by a focusing factor f which is given by the ratio of the area of two annuli with radii $b_0, b_0 + db_0$ and $b(b_0, z), b(b_0 + db_0, z)$:

$$f^{-1}(b_0, z) \simeq f^{-1}(b(b_0, z), z) = \frac{\partial b(b_0, z)}{\partial b_0} \frac{b(b_0, z)}{b_0}. \quad (26)$$

In the following, we will calculate $b(b_0, z)$ for an electron in the potential of a homogeneously charged sphere with radius R and charge eZ , given by

$$V_{hom}(r) = \begin{cases} -\frac{\alpha Z}{R} \left(\frac{3}{2} - \frac{r^2}{2R^2} \right) & : r \leq R, \\ -\frac{\alpha Z}{r} & : r > R. \end{cases} \quad (27)$$

since the potential of a homogeneously charged sphere provides a simple but quite realistic model for the electromagnetic field of a heavy nucleus like, *e.g.*, ^{208}Pb , where one has $R \simeq 7.1$ fm and $Z = 82$.

The force f_t acting on the particle in transverse direction is given by

$$f_t = -\frac{b}{r} \frac{\partial V_{hom}(r)}{\partial r} \sim -\frac{b_0}{r} \frac{\partial V_{hom}(r)}{\partial r}, \quad (28)$$

In eqs. (26) and (28), we made use of the straight-line assumption by replacing b by b_0 . Also in the forthcoming, we will sometimes replace b by b_0 or use these two quantities synonymously where such a substitution is adequate. To calculate the transverse acceleration of the particle due to the attractive Coulomb field, we distinct three cases (see fig. 4). In the first case, we consider the region where the particle moves solely in the $1/r$ -field according to the straight-line approximation, *i.e.* where we have $b_0 > R$ (or $b_0 < -R$, if we formally allow negative impact parameters), and $z < -\sqrt{R^2 - b_0^2}$. The transverse force is then given by

$$f_t^I = -\frac{\alpha Z b_0}{r^3}. \quad (29)$$

Correspondingly, we obtain for the transverse acceleration, taking into account that the “transverse mass” of a relativistic particle is given by its energy E , which is also considered as constant:

$$a_t^I = v_t^I = -\frac{\alpha Z b_0}{E r^3} = -\frac{\alpha Z}{E} \frac{b_0}{\sqrt{t^2 + b_0^2}^3}, \quad (30)$$

where r is the distance of the particle from the nuclear center, and

$$v_t^I(b_0, t) = \int_{-\infty}^t a_t^I(b_0, t') dt' = -\frac{\alpha Z t + \sqrt{t^2 + b_0^2}}{E b_0 \sqrt{t^2 + b_0^2}} = -\frac{\alpha Z t + r}{E b_0 r}. \quad (31)$$

Note that from $v_t^I(t \rightarrow \infty) = -\frac{2\alpha Z}{E}$ we obtain for a pure $1/r$ -Coulomb field the well-known transverse momentum transfer

$$\Delta k_t = \frac{2\alpha Z}{b_0}. \quad (32)$$

Furthermore, we obtain from (31)

$$b^I(b_0, z) = b_0 + \int_{-\infty}^z v_t^I(b_0, t') dt' = b_0 - \frac{\alpha Z}{E} \frac{z + r}{b_0}. \quad (33)$$

A short calculation yields the focusing factor

$$f^I = \left[1 - \frac{\alpha Z}{E} \left(\frac{1}{r} + \frac{z + r}{b_0^2} \right) \right]^{-1} \left[1 - \frac{\alpha Z}{E} \left(\frac{z + r}{b_0^2} \right) \right]^{-1}. \quad (34)$$

Since we are interested in the high-energy behavior, we keep in eq. (34) only the relevant zeroth- and first-order terms in $\alpha Z/E$. For the focusing factor in region I we obtain the simple result

$$f^I(b_0, z) = 1 + \frac{\alpha Z}{E} \frac{1}{r}. \quad (35)$$

The calculation for regions II and III are a bit more involved, but can be performed along the same lines as above.

We calculate now the focusing inside the charged sphere (region II), which gets traversed by particles with $b_0 < R$. Inside the sphere, the transverse acceleration of the particles is due to the harmonic oscillator potential generated by the homogeneous charge distribution. Correspondingly, we have

$$a_t^{II} = -\frac{b}{r} \frac{\alpha Z}{E} \frac{r}{R^3} \sim -\frac{\alpha Z}{E} \frac{b_0}{R^3}, \quad (36)$$

and for the transverse distance from the z -axis we obtain after a short calculation

$$b^{II}(b_0, z) = b_0 - \frac{\alpha Z}{E} \times \left[\frac{R - \tilde{R}}{b_0} + \frac{\frac{b_0}{2}(z + \tilde{R})^2}{R^3} + \frac{(R - \tilde{R})(\tilde{R} + z)}{b_0 R} \right]. \quad (37)$$

Above, we have introduced the abbreviation $\tilde{R} = \sqrt{R^2 - b_0^2}$. Note that the first term in the bracket above describes the transverse shift of the particles when they arrive on the surface of the charged sphere according to eq. (33), where $z = -\tilde{R}$. The second term is due to the transverse acceleration of the particles inside the sphere, and the last term in the expression above is generated by the transverse velocity $v_t^I(b_0, -\tilde{R})$ which is reached by the particles when they cross the border of the sphere. A straightforward calculation leads to the following result for the focusing factor at first order in $\alpha Z/E$:

$$f^{II}(b_0, z) = 1 + \frac{\alpha Z}{ER} \left(3 + 3 \frac{z\tilde{R}}{R^2} + \frac{z^2}{R^2} - 2b_0^2/R^2 \right). \quad (38)$$

In the center of the nucleus, the particle density is enhanced by a factor

$$f^{II}(0) = f^{II}(b_0 = 0, z = 0) = 1 + \frac{3\alpha Z}{ER}, \quad (39)$$

however, the average focusing factor inside the sphere is given by the volume integral

$$\bar{f}^{II} = \frac{\int_{b_0^2 + z^2 < R^2} f^{II}(b_0, z) dV}{\frac{4\pi}{3} R^3} = \frac{4}{5} f^{II}(0), \quad (40)$$

i.e. one obtains the focusing factor used in the effective momentum approximation, where the increased particle probability density near the nucleus is taken into account by multiplying the particle’s Dirac wave function by a suitable factor $f^{1/2} \simeq (\bar{f}^{II})^{1/2}$.

Finally, we consider the “shadow region” of the nucleus (region III). We calculate first the transverse velocity of the particle when it arrives in region III in three steps. First, the particle moves inside the $1/r$ -field and reaches a transverse velocity

$$v_1 = v_t^I(b_0, -\tilde{R}) = -\frac{\alpha Z}{E} \frac{R - \tilde{R}}{b_0 R} \quad (41)$$

at the surface where it enters the sphere. Inside the sphere, the particle undergoes a constant transverse acceleration a_t^{II} for $t \in [-\tilde{R}, \tilde{R}]$. Therefore, the particle gains an additional velocity

$$v_2 = -\frac{\alpha Z}{E} \frac{2b_0 \tilde{R}}{R^3}. \quad (42)$$

In the downstream region III, the particle is again moving in the field of a point-like charge, and the transverse acceleration is given by

$$a_t^{III} = -\frac{\alpha Z}{E} \frac{b_0}{\sqrt{t^2 + b_0^2}}, \quad (43)$$

such that we end up with ($r = \sqrt{t^2 + b_0^2}$)

$$\begin{aligned} v_t^{III} &= v_1 + v_2 + \int_{\tilde{R}}^t a_t^{III}(b_0, t') dt' = \\ &= -\frac{\alpha Z}{E} \left[-\frac{\tilde{R}}{b_0 R} + \frac{1}{b_0} + \frac{2b_0 \tilde{R}}{R^3} \right] - \frac{\alpha Z}{E} \left[\frac{t+r}{b_0 r} - \frac{\tilde{R}}{b_0 R} - \frac{1}{b_0} \right] = \\ &= -\frac{\alpha Z}{E} \left[\frac{t+r}{b_0 r} - \frac{2\tilde{R}}{b_0 R} + \frac{2b_0 \tilde{R}}{R^3} \right]. \end{aligned} \quad (44)$$

The transverse distance of the particles from the z -axis in region III is therefore given by

$$\begin{aligned} b^{III}(b_0, z) &= b^{II}(b_0, \tilde{R}) + \int_{\tilde{R}}^z v_t^{III}(b_0, t) dt = \\ &= b_0 - \frac{\alpha Z}{E} \left[-\frac{R}{b_0} + \frac{4b_0}{R} + \frac{\tilde{R}}{b_0} - \frac{2b_0^3}{R^3} \right] + \int_{\tilde{R}}^z v_t^{III}(b_0, t) dt = \\ &= b_0 - \frac{\alpha Z}{E} \left[\frac{z}{b_0} + \frac{2b_0 z \tilde{R}}{R^3} + \frac{\sqrt{z^2 + b_0^2}}{b_0} - \frac{2z \tilde{R}}{b_0 R} \right]. \end{aligned} \quad (45)$$

For the focusing factor we obtain from eq. (45)

$$f^{III}(b_0, z) = 1 + \frac{\alpha Z}{E} \left[\frac{6z}{R\tilde{R}} + \frac{1}{\sqrt{z^2 + b_0^2}} - \frac{6zb_0^2}{R^3\tilde{R}} \right]. \quad (46)$$

We finally summarize the results as follows. An attractive nucleus modeled by a homogeneously charged sphere acts like a focusing lens on an ensemble of classical particles incident on the nucleus with impact parameter b_0 on quasi-straight trajectories parallel to the z -axis. For highly relativistic particles, the particle density is enhanced by a focusing factor

$$f(b_0, z) = 1 + \frac{\alpha Z}{E} \Phi(b_0, z) \quad (47)$$

with $r = \sqrt{b_0^2 + z^2}$ and

$$\Phi(b_0, z) = \begin{cases} \frac{3}{R} & : \text{I,} \\ \frac{3}{R} + 3\frac{z\tilde{R}}{R^3} + \frac{z^2}{R^3} - 2b_0^2/R^3 & : \text{II,} \\ \frac{1}{r} + \frac{6z}{R\tilde{R}} - \frac{6zb_0^2}{R^3\tilde{R}} & : \text{III.} \end{cases} \quad (48)$$

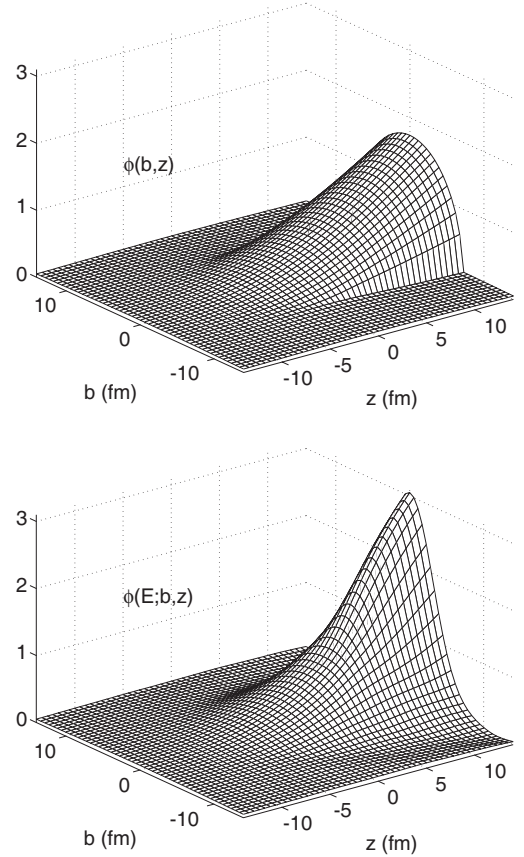


Fig. 5. Top: the function Φ describing the focusing effect of the attractive potential of a homogeneously charged sphere on an ensemble of highly relativistic particles. In order to symmetrize the figure, the impact parameter b can also be negative. Parameter values typical for a ^{208}Pb nucleus have been used ($R = 7.1$ fm, $Z = 82$). Bottom: focusing function $\Phi(E; b, z)$ for an electron incident on the potential with $E = 200$ MeV and positive helicity. The upper and the lower plot agree well inside the sphere, however, the wave focusing is clearly larger on the rear side of the nucleus than in the classical highly relativistic case.

The typical deviation of the focusing from unity in the nuclear interior is of the order of $3\alpha Z/ER$ or $V_{hom}(0)/E$; this ratio should be considered as the expansion parameter for higher-order corrections to the focusing, which become irrelevant at high energies.

Figure 5 shows a surface plot of the universal function $\Phi(b_0, z)$. In order to compare the classical focusing to the results obtained by solving the Dirac equation exactly [32–34], we define

$$\Phi(E; b, z) := \frac{E}{\alpha Z} (\rho(E; b, z) - 1), \quad (49)$$

where $\rho(E; b, z) = \Psi(E; \vec{r})^\dagger \Psi(E; \vec{r})$ is the axially symmetric probability density of the Dirac wave function $\Psi(E; \vec{r})$ of an electron incident with asymptotic momentum $\vec{k} = \sqrt{E^2 - m^2} \hat{z} \simeq E \hat{z}$ and spin parallel to the z -axis. Results are shown in figs. 5 and 7. The Dirac density indeed approaches the classical limit for high electron

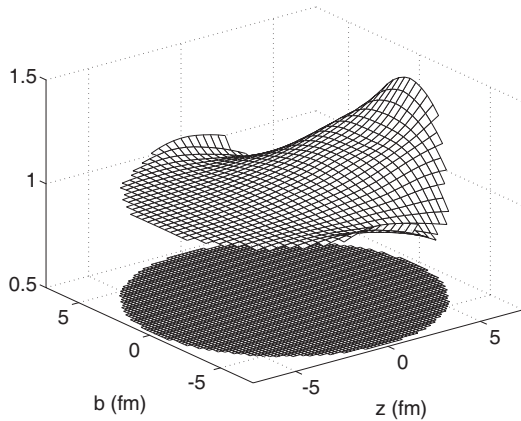


Fig. 6. The ratio $\Phi(E, b, z)/\Phi(b, z)$ for $E = 200$ MeV in region II.

energies. Note that the focusing of the Dirac wave function is clearly underestimated by the classical high-energy approximation in region III, where the straight-line assumption starts to break down. However, in the case of quasi-elastic electron scattering, the relevant region is the interior of the nucleus, where the focusing is described in a satisfactory way for electron energies above 200 MeV as shown in figs. 5, 6 and 7.

We note that Knoll [8] derived the focusing effect from a high-energy partial-wave expansion, following previous results given by Lenz and Rosenfelder [7, 10]. For the incoming particle wave expanded around the center of the nucleus he obtained

$$\begin{aligned} \Psi_i(\vec{r}) &= e^{i\delta_i}(\vec{k}_i/k_i)e^{i\vec{k}_i\vec{r}} \\ &\times \{1 + a_1 r^2 - 2a_2 \vec{k}_i \vec{r} + ia_1 r^2 \vec{k}_i \vec{r} + ia_2 \\ &\times [(\vec{k}_i \times \vec{r})^2 + \vec{\sigma}(\vec{k}_i \times \vec{r})]\} u_{s_i}(\vec{k}_i), \end{aligned} \quad (50)$$

where δ_i is a phase, \vec{k}_i is an effective momentum parallel to \vec{k}_i calculated by using the central potential value $\tilde{k}_i = k_i - V_{hom}(0)$, and $\vec{\sigma}$ acts on the spinor $u_{s_i}(\vec{k}_i)$ to describe spin-dependent effects, which are negligible in our cases of interest with definite helicity. An analogous equation holds for the distortion of the outgoing wave. The parameters $a_{1,2}$ depend on the shape of the potential. For a homogeneously charged sphere with radius R they are given by

$$a_1 = -\frac{\alpha Z}{6\tilde{k}_i R^3}, \quad a_2 = -\frac{3\alpha Z}{4\tilde{k}_i^2 R^2}, \quad (51)$$

and the central potential value is given by $V_{hom}(0) = -\frac{3}{2}\frac{\alpha Z}{R}$. The increase of the amplitude of the wave while passing through the nucleus is described mainly by the $-2a_2 \vec{k}_i \vec{r}$ -term, the $a_1 r^2$ -term accounts for a decrease of the focusing also in transverse direction. Performing the replacements $r^2 = b^2 + z^2$, $\vec{k}_i \vec{r} = \tilde{k}_i z$ and $|\vec{k}_i \times \vec{r}| = \tilde{k}_i b$, one obtains from eq. (50) for a particle with spin parallel to the momentum and energy $E = k_i$ up to second order

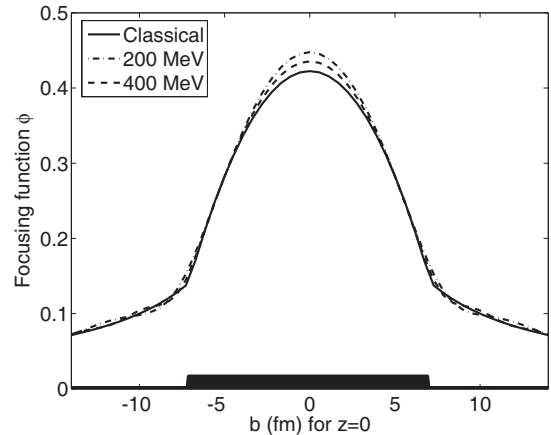
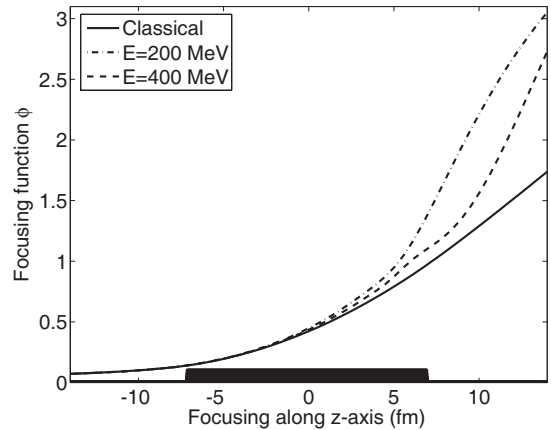


Fig. 7. Top: longitudinal focusing of the classical particle density $\Phi(b=0, z)$ versus the focusing of the Dirac wave function $\Phi(E, b=0, z)$ for two different electron energies $E = 200$ MeV and $E = 400$ MeV. Bottom: corresponding transverse focusing $\Phi(b, z=0)$. The bar at the bottom depicts the extension of the nucleus.

in b and z and first order in αZ

$$\Psi_i(\vec{r})^\dagger \Psi_i(\vec{r}) \simeq \left[1 + \frac{\alpha Z}{ER} \left(3 + \frac{3z}{R} + \frac{z^2 + b^2}{3R^2} \right) \right] u_{s_i}(\vec{k}_i)^\dagger u_{s_i}(\vec{k}_i), \quad (52)$$

i.e. the correct linear term in z in eq. (48) is recovered, however, the transverse decay of the focusing is strongly suppressed in the $V_{eff} = 4V(0)/5$ expansion given by Knoll, which is therefore not suited to describe the focusing for $b \neq 0$. The use of the expansion eq. (50) is the reason why the (e, e') cross sections in [23] are overestimated.

Calculations using exact Dirac wave function show that the effective electron momenta are very well described by an effective potential $V_{eff} = 4V(0)/5$ [32]. Furthermore, our findings indicate that also the focusing can be described in an accurate way by the same effective-potential value. This demonstrates the validity of the EMA as a valuable tool for the description of Coulomb distortion effects. One may observe from fig. 7 that the exact focusing for finite energies is slightly larger than in the high-energy limit. This leads to a minor amplification of the DWBA cross section compared to the EMA result. Exact calculations, which will be presented in a forthcoming

ing paper, show that this effect is only of the order of 2% in the region of the quasielastic peak for typical kinematical values used in experiments, *e.g.* for an initial electron energy of $\epsilon_i = 485$ MeV and scattering angle $\Theta_e = 60^\circ$, or $\epsilon_i = 310$ MeV and $\Theta_e = 143^\circ$.

5 Final remarks and conclusions

The high-energy trajectory of a charged classical particle moving in the field of a homogeneously charged field was investigated and related through the quantum-classical correspondence principle to the probability density of exact continuum wave functions obtained as solutions of the Dirac equation. As a result, a universal function Φ was found which allows to describe the high-energy behavior of the amplitude of Dirac electron wave functions with definite helicity. The focusing in the downstream side of the charge distribution converges slowly towards the high-energy limit described by Φ , however, the universal function Φ provides an accurate description of the focusing inside the charged space region, which can be considered as a model for the charge distribution of a heavy nucleus. As a consequence, it is found that both the effective (average) momenta and the average focusing can be described by a common effective potential $V_{eff} = 4V(0)/5$ in the case of a homogeneously charged sphere, despite the fact that the local classical momenta exhibit the same spherical symmetry as the electrostatic potential, whereas the axially symmetric focusing is smaller in the upstream side and larger in the downstream side of the nucleus.

Our findings establish the role of the EMA as a valuable semiclassical method for the analysis of Coulomb corrections in (e, e') scattering. They also indicate that the analysis of experimental data based on calculations of Kim *et al.* should be revisited [15, 35], and support the strategy in previous works concerning the extraction of the longitudinal and transverse response functions in medium-weight and heavy nuclei [6]. However, it is also advisable to await new experimental data which will hopefully be accessible in the near future [25].

We finally remark that Baker investigated also the second-order eikonal approximation for potential scattering in the non-relativistic case [36], finding thereby an expression for the focusing factor of continuum Schrödinger wave functions. For the focusing in the center of a spherically symmetric potential, one finds (see eq. (23) in [36])

$$f^{1/2}(0) = f^{1/2}(b=0, z=0) \simeq 1 - \frac{V(0)}{2kv},$$

$$\text{or } f(0) \simeq 1 - \frac{V(0)}{kv}, \quad (53)$$

where k is the asymptotic momentum and v the velocity of the particle. Roughly speaking, the approximation is valid if the kinetic energy of the particle is larger than the depth of the disturbing potential $m \gg E_{kin} = E - m \gg V(0)$, and the wavelength of the particle $\sim 2\pi/k$ should be significantly smaller than the extension of the potential.

For the classical particle momentum in the center of the potential $k(0)$ one has non-relativistically

$$k(0) = \sqrt{2m(E_{kin} - V(0))} = \sqrt{2mE_{kin}} \sqrt{1 - \frac{V(0)}{E_{kin}}} \simeq k \left(1 - \frac{V(0)}{2E_{kin}} \right), \quad (54)$$

such that

$$f(0) \simeq 1 - \frac{V(0)}{kv} \simeq \frac{k(0)}{k}, \quad (55)$$

i.e. it is found that the probability density is enhanced by the ratio of the central and asymptotic momenta $k(0)/k$, instead of $(k(0)/k)^2 \simeq ((E - V(0))/E)^2$ in the highly relativistic case. One may ask how the non-relativistic and the highly relativistic regime are connected. A classical relativistic analysis of the particle trajectories shows that the central focusing is given by the expression

$$f(0) = \frac{k(0)}{k} \frac{E - V(0)}{E}, \quad (56)$$

which interpolates between the non-relativistic and relativistic regime and which is given here, for the sake of brevity, as a result without proof.

References

1. E. Rutherford, *Philos. Mag.* **6**, 669 (1911).
2. R.R. Whitney, I. Sick, J.R. Ficenec, R.D. Kephart, W.P. Trower, *Phys. Rev. C* **9**, 2230 (1974).
3. O. Benhar, A. Fabrocini, S. Fantoni, I. Sick, *Phys. Lett. B* **343**, 47 (1995).
4. D. Rohe *et al.*, *Phys. Rev. Lett.* **93**, 182501 (2004).
5. D.B. Day, J.S. McCarthy, Z.E. Meziani, R.C. Minehart, R.M. Sealock, S.T. Thornton, J. Jourdan, I. Sick, B.W. Filippone, R.D. McKeown, R.G. Milner, D.H. Potterveld, Z. Szalata, *Phys. Rev. C* **40**, 1011 (1989).
6. J. Morgenstern, Z.E. Meziani, *Phys. Lett. B* **515**, 269 (2001).
7. F. Lenz, PhD Thesis, Freiburg, Germany (1971).
8. J. Knoll, *Nucl. Phys. A* **223**, 462 (1974).
9. C. Giusti, F.D. Pacati, *Nucl. Phys. A* **473**, 717 (1987).
10. F. Lenz, R. Rosenfelder, *Nucl. Phys. A* **176**, 513 (1971).
11. C. Giusti, F.D. Pacati, *Nucl. Phys. A* **485**, 461 (1988).
12. M. Traini, S. Turck-Chieze, A. Zghiche, *Phys. Rev. C* **38**, 2799 (1988).
13. M. Traini, M. Covi, *Nuovo Cimento A* **108**, 723 (1995).
14. R. Rosenfelder, *Ann. Phys. (N.Y.)* **128**, 188 (1980).
15. K.S. Kim, L.E. Wright, Y. Jin, D.W. Kosik, *Phys. Rev. C* **54**, 2515 (1996).
16. D.R. Yennie, F.L. Boos, D.G. Ravenhall, *Phys. Rev.* **137**, B882 (1965).
17. M. Levy, J. Sucher, *Phys. Rev.* **186**, 1656 (1969).
18. R.L. Sugar, R. Blankenbecler, *Phys. Rev.* **183**, 1387 (1969).
19. S.J. Wallace, *Ann. Phys. (N.Y.)* **78**, 190 (1973).
20. S.J. Wallace, J.A. McNeil, *Phys. Rev. D* **16**, 3565 (1977).
21. H. Abarbanel, C. Itzykson, *Phys. Rev. Lett.* **23**, 53 (1969).
22. A. Aste, K. Hencken, D. Trautmann, *Eur. Phys. J. A* **21**, 161 (2004).

23. A. Aste, K. Hencken, J. Jourdan, I. Sick, D. Trautmann, Nucl. Phys. A **743**, 259 (2004).
24. A. Aste, J. Jourdan, Europhys. Lett. **67**, 753 (2004).
25. S. Choi, J.P. Chen, Z.-E. Meziani, *Precision measurement of longitudinal and transverse response functions of quasi-elastic electron scattering in the momentum transfer range $0.55 \text{ GeV} \leq |\vec{q}| \leq 1.0 \text{ GeV}$* , TJNAF Proposal E01-016 (2005).
26. M. Traini, Nucl. Phys. A **694**, 325 (2001).
27. A. Zghiche, J.F. Danel, M. Bernheim, M.K. Brussel, G.P. Capitani, E. De Sanctis, S. Frullani, F. Garibaldi, A. Gerard, J.M. Le Goff, A. Magnon, C. Marchand, Z.E. Meziani, J. Morgenstern, J. Picard, D. Reffay-Pikeroen, M. Traini, S. Turck-Chieze, P. Vernin, Nucl. Phys. A **572**, 513 (1994); **584**, 757 (1995)(E).
28. O. Benhar, A. Fabrocini, S. Fantoni, I. Sick, Nucl. Phys. A **579**, 493 (1994).
29. O. Benhar, D. Day, I. Sick, nucl-ex/0603029 (2006).
30. J.M. Udias, P. Sarriguren, E. Moya de Guerra, E. Garrido, J.A. Caballero, Phys. Rev. C **48**, 2731 (1993).
31. K.S. Kim, L.E. Wright, Yanhe Jin, Phys. Rev. C **54**, 2515 (1996).
32. A. Aste, C. von Arx, D. Trautmann, Eur. Phys. J. A **26**, 167 (2005).
33. D. Trautmann, G. Baur, F. Rösler, J. Phys. B: At. Mol. Phys. **16**, 3005 (1983).
34. H.C. Pauli, U. Raff, Comput. Phys. Commun. **9**, 392 (1975).
35. J. Jourdan, Nucl. Phys. A **603**, 117 (1996).
36. A. Baker, Phys. Rev. D **6**, 3462 (1972).