

First consistent Ly α profile and UV spectral modeling of $z \sim 3$ LGBs with a 3D radiative transfer code

A. Verhamme¹, D. Schaerer^{1,2}, and H. Atek³

¹Geneva Observatory, Ch. des Maillettes 51, CH-1290 Sauverny, Switzerland
email: Anne.Verhamme@obs.unige.ch

²Observatoire Midi-Pyrénées, 14 Avenue E. Belin, F-31400 Toulouse, France

³Institut d'Astrophysique de Paris, 98bis boulevard Arago, FR-75014 Paris, France

Abstract. We developed a 3D Monte Carlo Ly α radiation transfer code to understand the diversity of Ly α line profiles observed in star forming galaxies and related objects (Verhamme *et al.* 2006). Our code allows for prescribed arbitrary hydrogen density, ionisation, temperature structures, and dust distributions, and arbitrary velocity fields and UV photon sources. Here we present results from the first modelling of the Ly α line and of the UV spectrum with our code of a sample of $z \sim 3$ Lyman break galaxies observed by Steidel and collaborators (Pettini *et al.* 2002) and taken from the FORS Deep Field (Tapken *et al.* 2006). A simple model of an expanding neutral shell surrounding a starburst region can reproduce the whole variety of spectra ranging from double-peaked profiles to asymmetric emission lines, P-Cygni profiles or broad absorption. The main determining parameters are the outflow velocity and the dust content. Other parameters such as the hydrogen column density, the intrinsic Ly α emission and hence SFR, and the intrinsic Ly α line widths can be determined consistently taking all radiation transfer effects into account.

Keywords. Galaxies: starburst – Galaxies: ISM – Galaxies: high-redshift – Ultraviolet: galaxies – Radiative transfer – Line: profiles

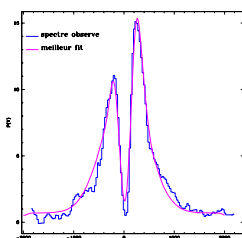


Figure 1. Best fit of the galaxy FDF-4691 with our code : a characteristic double-peaked profile.

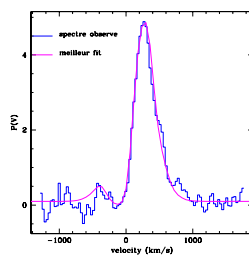


Figure 2. Best fit of the galaxy FDF-4691 with our code : a characteristic asymmetric emission profile.

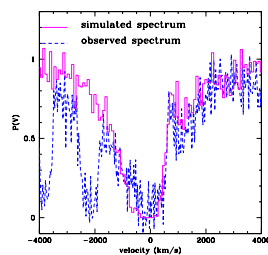


Figure 3. Best fit of the LBG MS 1512-cB58 : a broad absorption plus a small emission peak.

References

Pettini *et al.* 2002, *ApJ* 569, 742

Tapken *et al.* 2006, *A&A* in press

Verhamme *et al.* 2006, *A&A* in press, astro-ph/0608075