

Weak lensing forecasts for dark energy, neutrinos and initial conditions

I. Debono,^{1*} A. Rassat,¹ A. Réfrégier,¹ A. Amara² and T. D. Kitching³

¹Laboratoire AIM, CEA/DSM - CNRS - Université Paris Diderot, IRFU/Service d'Astrophysique, Bât. 709, CEA-Saclay, F-91191 Gif-sur-Yvette Cédex, France

²Department of Physics, ETH Zurich, Wolfgang-Pauli-Strasse 16, CH-8093 Zurich, Switzerland

³Scottish Universities Physics Alliance (SUPA), Institute for Astronomy, University of Edinburgh, Blackford Hill, Edinburgh EH9 3HJ

Accepted 2010 January 4. Received 2009 November 30; in original form 2009 August 7

ABSTRACT

Weak gravitational lensing provides a sensitive probe of cosmology by measuring the mass distribution and the geometry of the low-redshift Universe. We show how an all-sky weak lensing tomographic survey can jointly constrain different sets of cosmological parameters describing dark energy, massive neutrinos (hot dark matter) and the primordial power spectrum. In order to put all sectors on an equal footing, we introduce a new parameter β , the second-order running spectral index. Using the Fisher matrix formalism with and without cosmic microwave background (CMB) priors, we examine how the constraints vary as the parameter set is enlarged. We find that weak lensing with CMB priors provides robust constraints on dark energy parameters and can simultaneously provide strong constraints on all three sectors. We find that the dark energy sector is largely insensitive to the inclusion of the other cosmological sectors. Implications for the planning of future surveys are discussed.

Key words: gravitational lensing – cosmological parameters.

1 INTRODUCTION

In the last few decades, a wealth of cosmological data [from large-scale structure (Peacock 2005, Two-Degree Field); the cosmic microwave background (CMB) (Komatsu et al. 2009, *Wilkinson Microwave Anisotropy Probe 5*, hereafter *WMAP5*); supernovae (Astier et al. 2006, Supernova Legacy Survey (SNLS); Miknaitis et al. 2007, Equation of State: SupErNovae trace Cosmic Expansion (ESSENCE); Kowalski et al. 2008); weak lensing (Schrabback et al. 2009)] has revolutionized our vision of the Universe. In this concordance cosmology, initial quantum fluctuations are believed to have seeded dark matter perturbations in which the large-scale structure we observe today has formed. Within this concordance model, the Universe is composed only of a small proportion of baryons (4 per cent), the rest being dark matter (25 per cent, which can be hot or cold) and dark energy.

One of the main challenges today is to understand the nature of the mysterious dark energy which causes cosmic acceleration and constitutes 75 per cent of the Universe's energy density (Albrecht et al. 2006; Peacock et al. 2006). There exists a wealth of potential models for dark energy. To distinguish these models, the determination of the dark energy equation of state w has gained importance since some models can result in very different expansion histories. Current data can constrain the dark energy equation of state w to 10 per cent, with the assumption of flatness, but a percentage level sensitivity as well as redshift evolution information are required in

order to understand the nature of dark energy. Future cosmic shear surveys show exceptional potential for constraining the dark energy equation of state $w(z)$ (Albrecht et al. 2006; Peacock et al. 2006) and have the advantage of directly tracing the dark matter distribution (see Hoekstra & Jain 2008 for a review).

In fact, cosmic shear surveys have the potential to constrain all sectors of our cosmological model. As shear measurements depend on the initial seeds of structure, it can be used to probe the slope and running of the initial power spectrum (see e.g. Liu et al. 2009) which is central to our understanding of the inflationary model (see e.g. Hamann et al. 2007). Shear measurements have also been used to complement neutrino constraints from particle physics (Ichiki, Takada & Takahashi 2009; Tereno et al. 2009) and galaxy surveys (Takada, Komatsu & Futamase 2006), and future weak lensing surveys will provide bounds on the sum of the neutrino masses, the number of massive neutrinos and the hierarchy (Hannestad, Tu & Wong 2006; Kitching, Taylor & Heavens 2008b; De Bernardis et al. 2009).

The parameters that describe each sector are degenerate in the cosmic shear power spectrum, which means fixing parameters in one sector may result in anomalies being detected in another. We think all sectors should therefore be considered simultaneously. As each sector provides information about a different area of physics, we also argue they should also be considered on equal footing, i.e. have roughly the same number of parameters describing them, so that one sector is not favoured. Indeed, evidence for a departure from Λ cold dark matter (Λ CDM) may come from any sector.

In Section 2, we describe the cosmological parameter set we consider, which includes the three sectors of dark energy, initial

*E-mail: ivan.debono@cea.fr

conditions and neutrinos. We introduce a new parameter to include the second-order running of the initial power spectrum. We also present the weak lensing tomography and the Fisher matrix forecast methods, and briefly discuss systematic effects. In Section 3, we present the weak lensing constraints we expect from future space-based surveys with and without *Planck* priors and investigate the stability of the results as new parameters are added to the analysis. In Section 4, we optimize such a survey using the figure of merit (FoM) as well as constraints on all sectors. In Section 5, we present our conclusions.

2 METHOD

2.1 Cosmology

We start by describing the 12-parameter cosmological model which includes dark energy, dark matter (hot and cold) and initial conditions sectors. Throughout this paper, we work within a Friedmann–Robertson–Walker cosmology. Our cosmological model contains baryonic matter, CDM and dark energy, to which we add massive neutrinos [i.e. hot dark matter (HDM)]. We also consider different parametrizations of the primordial power spectrum (defined in Section 2.2).

We allow for a non-flat geometry by including a dark energy density parameter Ω_{DE} together with the total matter density Ω_{m} , such that in general $\Omega_{\text{m}} + \Omega_{\text{DE}} \neq 1$. The dynamical dark energy equation of state parameter, $w = p/\rho$, is expressed as a function of redshift and is parametrized by a first-order Taylor expansion in the scalefactor a (Chevallier & Polarski 2001; Linder 2003):

$$w(a) = w_n + (a_n - a)w_a, \quad (1)$$

where $a = (1 + z)^{-1}$. The pivot redshift corresponding to a_n is the point at which w_a and w_n are uncorrelated.

Our most general parameter space consists of

- (i) total matter density – Ω_{m} (which includes baryonic matter, HDM and CDM),
- (ii) baryonic matter density – Ω_{b} ,
- (iii) Neutrinos (HDM) – m_{ν} (total mass), N_{ν} (number of massive neutrino species),
- (iv) dark energy parameters – Ω_{DE} , w_0 , w_a ,
- (v) Hubble parameter – h and
- (vi) primordial power spectrum parameters – σ_8 (amplitude), n_s (scalar spectral index), α (running scalar spectral index), β (defined in Section 2.2).

We shall refer to this fiducial cosmology as ‘ $\nu\text{QCDM} + \alpha + \beta$ ’. We choose fiducial parameter values based on the five-year *WMAP* results (Dunkley et al. 2009) similar to those used in Kitching et al. (2008b). The values are given in Table 1.

2.2 Matter power spectrum

The matter power spectrum is defined as

$$\langle \delta(\mathbf{k})\delta^*(\mathbf{k}') \rangle = (2\pi)^3 \delta_{\text{D}}^3(\mathbf{k} - \mathbf{k}') P(k) \quad (2)$$

and can be modelled by

$$P(k, z) = \frac{2\pi^2}{k^3} A_s k^{n_s(k)+3} T^2(k, z) \left[\frac{D(z)}{D(0)} \right]^2, \quad (3)$$

where A_s is the normalization parameter, $T(k, z)$ is the transfer function and $D(z)$ is the growth function. The primordial spectral index is denoted by $n_s(k)$, and can depend on the scale k .

In our cosmological model, the shape of the primordial power spectrum is of particular interest, since it may mimic some of the small-scale power damping effect of massive neutrinos. In the concordance model, the primordial power spectrum is generally parametrized by a power law (see e.g. Kosowsky & Turner 1995; Bridle et al. 2003):

$$\mathcal{P}_{\chi}(k) = A_s \left(\frac{k}{k_{s0}} \right)^{n_s-1}. \quad (4)$$

We parametrize the running of the spectral index by using a second-order Taylor expansion of \mathcal{P}_{χ} in log–log space, defining the running as $\alpha = dn_s/d \ln k|_{k_0}$, so that the primordial power spectrum is now scale-dependent, with the scalar spectral index defined by (Hannestad et al. 2002; Spergel et al. 2003)

$$n_s(k) = n_s(k_0) + \frac{1}{2} \frac{dn_s}{d \ln k} \Big|_{k_0} \ln \left(\frac{k}{k_0} \right), \quad (5)$$

where k_0 is the pivot scale. We use a fiducial value of $k_0 = 0.05 \text{ Mpc}^{-1}$ for the primordial power spectrum pivot scale.

Although it is motivated by simplicity and standard slow-roll inflation theory, the second-order truncated Taylor expansion is limited and may lead to incorrect parameter estimation (see Leach & Liddle 2003; Abazajian, Kadota & Stewart 2005). In order to test this, we allow an extra degree of freedom in the primordial power spectrum by adding a third-order term in the Taylor expansion, which we call β :

$$n_s(k) = n_s(k_0) + \frac{1}{2!} \alpha \ln \left(\frac{k}{k_0} \right) + \frac{1}{3!} \beta \ln \left(\frac{k}{k_0} \right)^2, \quad (6)$$

where $\beta = d^2 n_s / d \ln k^2|_{k_0}$.

We use the Eisenstein & Hu (1999) analytical fitting formula for the time-dependent transfer function to calculate the linear power spectrum, which includes the contribution of baryonic matter, cold dark matter, dark energy and massive neutrinos, with the modification in the transfer function suggested by Kiakotou, Elgarøy & Lahav (2008). We use the Smith et al. (2003) correction to calculate the non-linear power spectrum. The matter power spectrum is

Table 1. Cosmological parameter sets used in our calculations. For each parameter set, the ticks (✓) and crosses (×) indicate whether a parameter is allowed to vary or not, respectively.

Parameters	w_0	w_a	Ω_{DE}	Ω_{m}	Ω_{b}	h	σ_8	n_s	α	β	m_{ν}	N_{ν}
Fiducial values	−0.95	0	0.7	0.3	0.045	0.7	0.8	1	0	0	0.66	3
QCDM	✓	✓	✓	✓	✓	✓	✓	✓	×	×	×	×
QCDM + α	✓	✓	✓	✓	✓	✓	✓	✓	✓	×	×	×
QCDM + α + β	✓	✓	✓	✓	✓	✓	✓	✓	✓	✓	×	×
νQCDM	✓	✓	✓	✓	✓	✓	✓	✓	×	×	✓	✓
$\nu\text{QCDM} + \alpha$	✓	✓	✓	✓	✓	✓	✓	✓	✓	×	✓	✓
$\nu\text{QCDM} + \alpha + \beta$	✓	✓	✓	✓	✓	✓	✓	✓	✓	✓	✓	✓

normalized using σ_8 , the root mean square amplitude of the density contrast inside an $8 h^{-1}$ Mpc sphere.

Following Eisenstein & Hu (1999), we assume N_ν , the number of massive (non-relativistic) neutrino species, to be a continuous variable, as opposed to an integer.

Neutrino oscillation experiments do not, at present, determine absolute neutrino mass scales, since they only measure the difference in the squares of the masses between neutrino mass eigenstates (Quigg 2008). Cosmological observations, on the other hand, can constrain the neutrino mass fraction, and can distinguish between different mass hierarchies (see Elgarøy & Lahav 2005 for a review of the methods). The Eisenstein & Hu transfer function assumes a total of three neutrino species (i.e. $N_{\text{massless}} + N_\nu = 3$), with degenerate masses for the most massive eigenstates, i.e. if m_ν is the total neutrino mass, then

$$m_\nu = \sum_{i=0}^{N_\nu} m_i = N_\nu m_i, \quad (7)$$

where m_i is the same for all eigenstates. Thus, $N_\nu = 2$ for the normal mass hierarchy, and $N_\nu = 1$ for the inverted mass hierarchy, while $N_\nu = 3$ corresponds to the case where all three neutrino species have the same mass (see Quigg 2008). The temperature of the relativistic neutrinos is assumed to be equal to $(4/11)^{1/3}$ of the photon temperature (Kolb & Turner 1990).

Dark energy affects the matter power spectrum in three ways. Its density Ω_{DE} changes the normalization and k_{eq} , the point at which the power spectrum turns over. Ω_{DE} and the dark energy equation of state parameter w change the growth factor at late times by changing the Hubble rate. In addition to this, for departures from a cosmological constant the shape of the matter power spectrum on large scales is affected through dark energy perturbations. In all our calculations, we only consider small deviations from $w_0 = -1$, and so neglect dark energy perturbations, only considering the first two mechanisms.

In comparing parameter constraints in different parameter spaces, we shall use six parameter sets. We start with the simplest set (QCDM) to which we add neutrino and additional primordial power spectrum parameters. In all cases, the central fiducial model (given in Table 1) is the same, but the number of parameters marginalized over varies.

2.3 Weak lensing tomography

The cosmological probes considered in this paper are tomographic cosmic shear and the CMB. In weak lensing surveys, the observable is the convergence power spectrum. In our analysis, we calculate this quantity from the matter power spectrum via the lensing efficiency function. Our convergence power spectrum therefore depends on the survey geometry and on the matter power spectrum. We use the power spectrum tomography formalism by Hu & Jain (2004), with the background lensed galaxies divided into 10 redshift bins. Cosmological models are then constrained by the power spectrum corresponding to the cross-correlations of shears within and between bins. The 3D power spectrum is projected on to a 2D lensing correlation function using the Limber (1953) equation:

$$C_\ell^{ij} = \int dz \frac{H}{D_A^2} W_i(z) W_j(z) P(k = \ell/D_A, z), \quad (8)$$

where i, j denote different redshift bins. The weighting function $W_i(z)$ is defined by the lensing efficiency as

$$W_i(z) = \frac{3}{2} \Omega_m \frac{H_0}{H} \frac{H_0 D_{\text{OL}}}{a} \int_z^\infty dz' \frac{D_{\text{LS}}}{D_{\text{OS}}} P(z'), \quad (9)$$

Table 2. Fiducial parameters for the all-sky weak lensing survey considered.

A_s/deg^2	20 000
z_{median}	0.9
n_g/arcmin^2	35
$\sigma_z(z)/(1+z)$	0.025
σ_ϵ	0.25

where the angular diameter distance to the lens is D_{OL} , the distance to the source is D_{OS} and the distance between the source and the lens is D_{LS} (see Hu & Jain 2004 for details). Our multipole range is $10 < \ell < 5000$.

The galaxies are assumed to be distributed according to the following probability distribution function (Smail, Ellis & Fitchett 1994):

$$P(z) = z^a \exp \left[- \left(\frac{z}{z_0} \right)^b \right], \quad (10)$$

where $a = 2$ and $b = 1.5$, and z_0 is determined by the median redshift of the survey z_m (see e.g. Amara & Réfrégier 2007).

Our survey geometry follows the parameters for a ‘wide’ all-sky survey with $A_s = 20\,000 \text{ deg}^2$. The survey parameters are shown in Table 2. The median redshift of the density distribution of galaxies is z_{median} and the observed number density of galaxies is n_g . We include photometric redshift errors $\sigma_z(z)$ and intrinsic noise in the observed ellipticity of galaxies σ_ϵ . We follow the definition $\sigma_\gamma^2 = \sigma_\epsilon^2$, where σ_γ is the variance in the shear per galaxy (see Bartelmann & Schneider 2001).

2.4 Error forecast

The predictions for cosmological parameter errors presented in this paper use the Fisher matrix formalism. The Fisher matrix gives us the lower bound on the accuracy with which we can estimate model parameters from a given data set (Fisher 1935; Tegmark, Taylor & Heavens 1997; Kitching & Amara 2009). In calculating forecast survey errors, we are implicitly making assumptions about the parameter set (see the discussion of nested models in Heavens, Kitching & Verde 2007). We want to know whether our constraints are robust against variations in the parametrization of the cosmological model. This is of particular importance when dark energy constraints are considered, because of the degeneracies with other parameters (see Fig. 1).

The forecast parameter precision is improved by combining independent experiments. Using this technique, joint constraints or error forecasts can be obtained by combining weak lensing with other observational techniques.

The Fisher matrix for the shear power spectrum is given by (Hu & Jain 2004)

$$F_{\alpha\beta} = f_{\text{sky}} \sum_\ell \frac{(2\ell+1)\Delta\ell}{2} \text{Tr} \left[D_{\ell\alpha} \tilde{C}_\ell^{-1} D_{\ell\beta} \tilde{C}_\ell^{-1} \right], \quad (11)$$

where the sum is over bands of multipole ℓ of width $\Delta\ell$, Tr is the trace and f_{sky} is the fraction of sky covered by the survey. Equation (11) assumes the likelihood obeys a Gaussian distribution with zero mean. The observed power spectra for each pair i, j of redshift bins are written as the sum of the lensing and noise spectra:

$$\tilde{C}_\ell^{ij} = C_\ell^{ij} + N_\ell^{ij}. \quad (12)$$

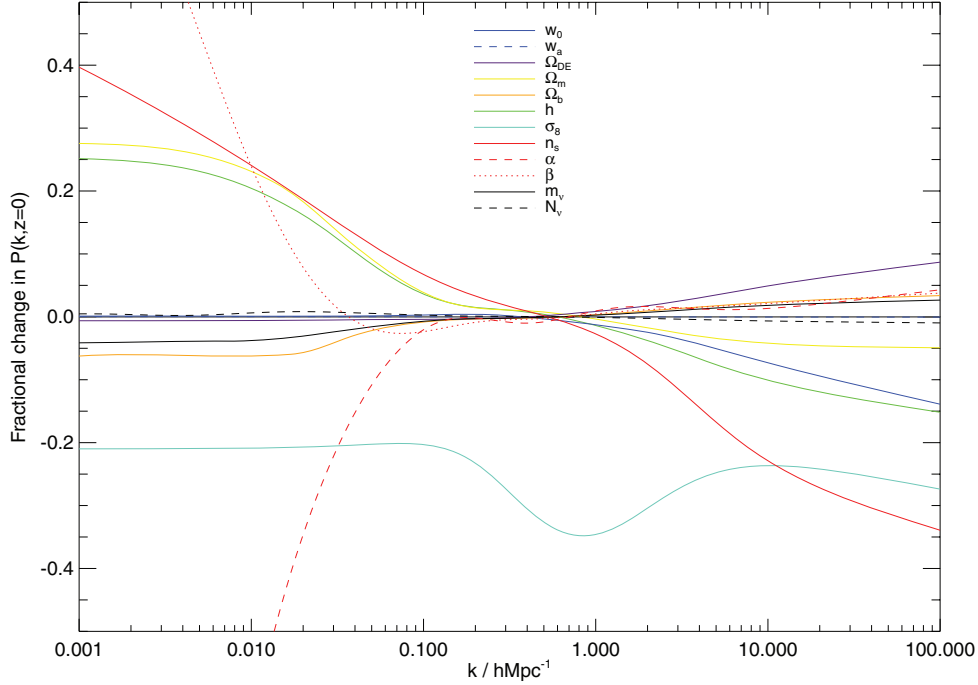


Figure 1. The fractional change in the non-linear matter power spectrum $P(k, z = 0)$, obtained by varying each parameter in the ν QCDM + $\alpha + \beta$ by +10 per cent from its fiducial value.

The derivative matrices are given by

$$[D_\alpha]^{ij} = \frac{\partial C_\ell^{ij}}{\partial p_\alpha}, \quad (13)$$

where p_α is the vector of parameters in the theoretical model.

In order to quantify the potential for a survey to constrain dark energy parameters, we use the FoM, as defined by the Dark Energy Task Force (DETF) (Albrecht et al. 2006):

$$\text{FoM} = \frac{1}{\Delta w_n \Delta w_a}. \quad (14)$$

2.5 Planck priors

In this article, together with lensing-only constraints, we also include joint lensing and CMB constraints. To combine constraints from different probes, we add the respective Fisher matrices: $\mathbf{F}_{\text{joint}} = \mathbf{F}_{\text{lensing}} + \mathbf{F}_{\text{CMB}}$. For our CMB priors, we use the forthcoming *Planck* mission as our survey. The *Planck* Fisher matrix is calculated following Rassat et al. (2008), which estimates errors using information from the temperature and E-mode polarization (i.e. TT, EE and TE), with the help of the publicly available `CAMB` code (Lewis, Challinor & Lasenby 2000). We conservatively do not use information from B modes, and only use the 143 GHz channel, assuming other frequencies will be used for the foreground removal. This is conservative compared to other *Planck* priors in the literature. More details are given in Rassat et al. (2008, appendix B). The full parameter set for the *Planck* calculation is: $\{\Omega_{\text{DE}}, w_0, w_a, \Omega_{\text{m}}, \Omega_{\text{b}}, m_\nu, N_\nu, h, \sigma_8, n_s, \alpha, \tau\}$. We use the same central values as for our weak lensing calculations, as described above, with a fiducial value for the reionization optical depth $\tau = 0.09$ and subsequently marginalize over τ . We consider neutrino parameters as $\Omega_\nu h^2$ and N_ν and use a Jacobian to translate this into constraints on m_ν and N_ν .

2.6 Systematic effects

Weak lensing measurements are affected by systematic effects which reduce the precision on cosmological parameters and introduce bias (see Réfrégier 2003 and Schneider 2006 for a review). In this section, we discuss some of these effects.

Intrinsic correlations can contaminate the lensing signal. Solutions include using tomography or 3D lensing, which decouple the long-distance line-of-sight effects from the physical proximity of the galaxies (see e.g. King & Schneider 2003; Bridle & King 2007; Kitching et al. 2008b). Using this approach, a nulling technique for shear-intrinsic ellipticity has been proposed by Joachimi & Schneider (2008, 2009).

Measurement systematics are due to point spread function effects (see Kaiser, Squires & Broadhurst 1995). The results presented in Bridle et al. (2009) indicate that the required accuracy will be reached for the next generation of all-sky weak lensing surveys.

Redshift distribution systematics, which lead to an uncertainty in the median galaxy redshift, cause an uncertainty in the amplitude of the matter power spectrum (Hu & Tegmark 1999). The problem of photometric redshift systematics can be met given a number of galaxies in the spectroscopic calibration sample of 10^4 – 10^5 (Ma, Hu & Huterer 2006; Amara & Réfrégier 2007).

Finally, there are theoretical uncertainties on the shape of the matter power spectrum. The existing non-linear corrections to the matter power spectrum (Peacock & Dodds 1996; Ma 1998) are only accurate to about 10 per cent and disagree with one another to this level in the non-linear regime (see Huterer 2001). Newer prescriptions such as those by Smith et al. (2003) offer more accurate predictions particularly for non- Λ CDM cosmological models. The error in the non-linear part may still be significant if effect of massive neutrinos is included (see e.g. Saito, Takada & Taruya 2008). Current semi-analytical models need to be improved to match the degree of statistical accuracy expected for future weak lensing surveys. The solution is to run a suite of N -body ray-tracing simulations

(see e.g. White & Vale 2004; Huterer & Takada 2005; Hilbert et al. 2009; Sato et al. 2009; Teysier et al. 2009).

3 RESULTS

In our Fisher matrix formalism, the error forecast on each parameter depends on the sensitivity of the weak lensing observation to changes in the matter power spectrum. In order to probe the effect of the different parameters on the matter power spectrum, we consider the fractional change in the non-linear matter power spectrum $P(k)$, defined as the change in $P(k)$ with respect to the fiducial $P(k)_{\text{fid}}$, when one parameter at a time is varied from its fiducial value:

$$\text{Fractional change} = \frac{P(k)_{\text{fid}} - P(k)_{\Delta}}{P(k)_{\text{fid}}}, \quad (15)$$

where $\Delta = 10$ per cent for all parameters in the $\nu\text{QCDM} + \alpha + \beta$ parameter set. The power spectrum is normalized using σ_8 . The fractional change in $P(k)$ at redshift $z = 0$ is shown in Fig. 1. There are several features of interest in this plot, including the degeneracy between the parameters α , β , m_ν and Ω_b at small scales, as well as the degeneracy between w_0 , w_a , Ω_{DE} and N_ν at large scales.

The plot shows that the non-linear matter power spectra for the fiducial model and for the model with non-zero w_a are almost completely degenerate at $z = 0$. This degeneracy is lifted as the redshift increases.

Table 3 shows the marginalized errors for each parameter in our six cosmological parameter sets. Joint lensing+*Planck* marginalized errors are shown in Table 4. When expected errors for n unknown parameters are calculated using a Fisher matrix, we are implicitly setting the errors on any additional parameters to zero. We should therefore expect QCDM to give us the best parameter constraints. In order to examine the variation in the marginalized errors with respect to the eight-parameter QCDM set, we define the fractional change in the marginalized error Δ for each parameter as

$$\text{Fractional change in error} = \frac{\Delta p_{\text{ext}} - \Delta p_{\text{QCDM}}}{\Delta p_{\text{QCDM}}}, \quad (16)$$

where the subscripts ‘ext’ and ‘QCDM’ denote the ‘extended’ hypothesis space and QCDM (our most restricted space), respectively. This quantity is shown in Fig. 2 for the eight parameters common to all the parameter sets, while Fig. 3 shows the fractional error change in the joint lensing+*Planck* constraints.

Table 3. Predicted marginalized parameter errors for weak lensing alone. We show results using different cosmological parameter sets. The second column shows the results for our most restricted parameter set QCDM. In the third column, we add massive neutrinos. Primordial power spectrum parameters are added in the fourth and fifth columns. In the sixth, we add neutrinos and a running of the primordial spectral index. The seventh column shows our most extended set $\nu\text{QCDM} + \alpha + \beta$. We also show the DETF FoM for each set.

Parameter	QCDM	νQCDM	QCDM + α	QCDM + $\alpha + \beta$	νQCDM + α	νQCDM + $\alpha + \beta$
w_0	0.05633	0.06443	0.05740	0.06583	0.08099	0.09608
w_a	0.19297	0.23674	0.21567	0.24988	0.32904	0.48144
Ω_{DE}	0.05214	0.05841	0.05287	0.05297	0.05842	0.05856
Ω_{m}	0.00731	0.00742	0.00731	0.00752	0.00749	0.00756
Ω_{b}	0.02411	0.02558	0.02544	0.02981	0.03200	0.03201
m_ν/eV		1.10229			1.19614	1.51694
N_ν		3.27380			3.81643	11.12214
h	0.11337	0.23176	0.18660	0.24691	0.41999	0.53253
σ_8	0.01184	0.01230	0.01185	0.01268	0.01307	0.01319
n_s	0.02904	0.03038	0.08662	0.11158	0.11969	0.12003
α			0.04378	0.05661	0.06556	0.07137
β				0.02574		0.08479
FoM	130.99	79.69	114.86	97.59	56.36	38.02

Table 4. Predicted marginalized parameter errors for cosmic shear combined with *Planck* priors.

Parameter	QCDM	νQCDM	QCDM + α	QCDM + $\alpha + \beta$	νQCDM + α	νQCDM + $\alpha + \beta$
w_0	0.04942	0.04984	0.04943	0.05055	0.04987	0.05142
w_a	0.17943	0.18231	0.17946	0.18260	0.18275	0.18482
Ω_{DE}	0.00644	0.00661	0.00721	0.00722	0.00730	0.00730
Ω_{m}	0.00389	0.00391	0.00391	0.00391	0.00393	0.00393
Ω_{b}	0.00091	0.00119	0.00101	0.00101	0.00128	0.00128
m_ν/eV		0.14172			0.14172	0.14176
N_ν		0.11694			0.11821	0.11924
h	0.00599	0.01360	0.00625	0.00625	0.01381	0.01382
σ_8	0.00461	0.00491	0.00467	0.00470	0.00492	0.00501
n_s	0.00332	0.00549	0.00356	0.00360	0.00557	0.00563
α			0.00515	0.00519	0.00545	0.00545
β				0.01779		0.01834
FoM	357.12	258.40	357.01	348.70	251.51	240.59

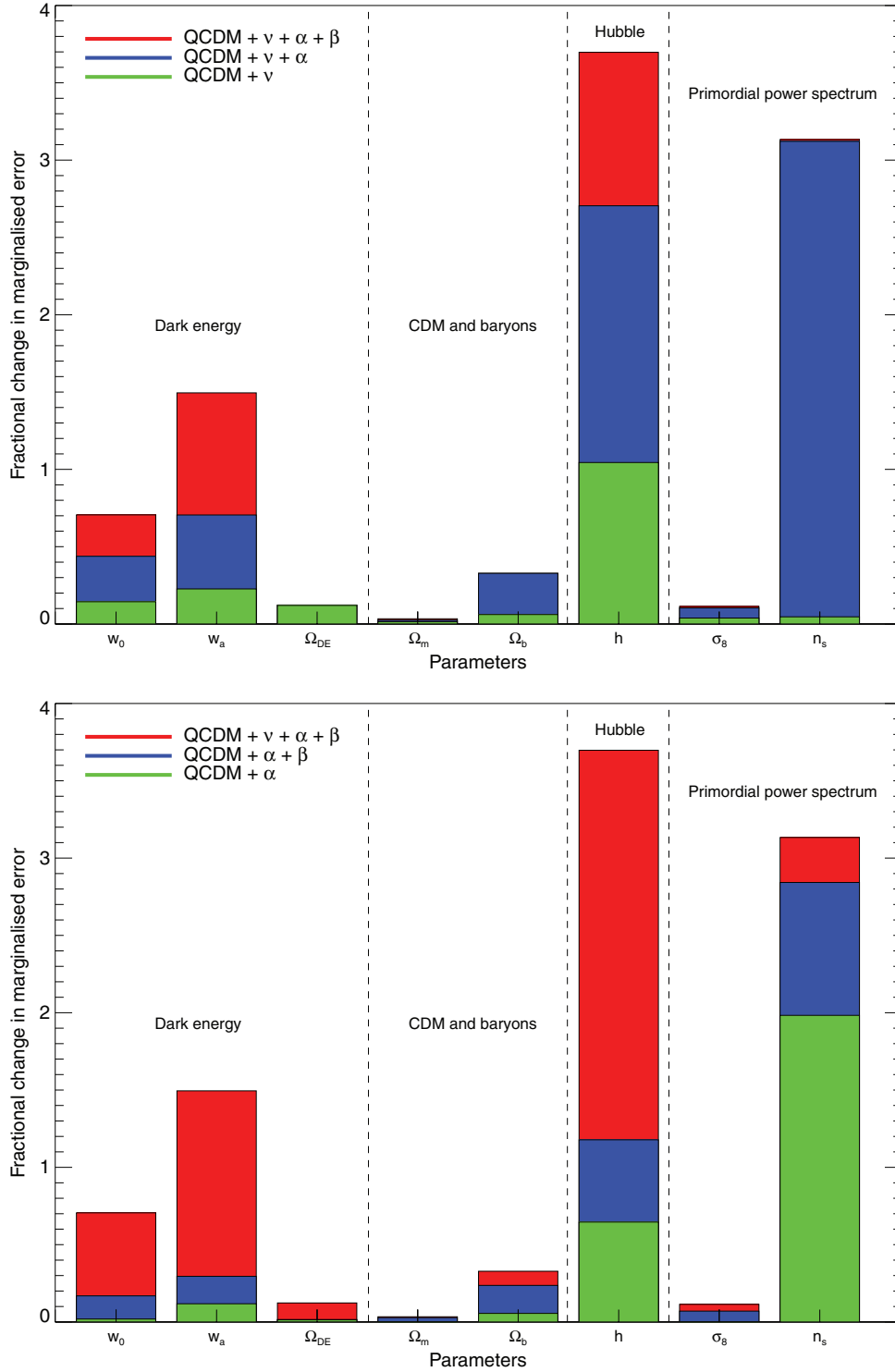


Figure 2. The fractional change in the marginalized error for each parameter with respect to the QCDM set, using a lensing Fisher matrix calculation. In the top panel, we add neutrino parameters before adding degrees of freedom in the primordial power spectrum. In the bottom panel, we add primordial power spectrum parameters before adding neutrinos. In each case, the most general parameter space, shown by the red bars, is QCDM + v + α + β . The 1σ marginalized errors are calculated using Fisher analysis for our all-sky fiducial weak lensing survey.

3.1 QCDM results

The marginalized errors for the eight parameters in QCDM are shown in the second column of Table 3. With QCDM, all the

sectors of our model are constrained well, even with our fiducial model containing massive neutrinos. Using our fiducial weak lensing survey with a QCDM parameter set, we obtain ~ 5 per cent expected precision on w_0 . The joint errors on the dark energy

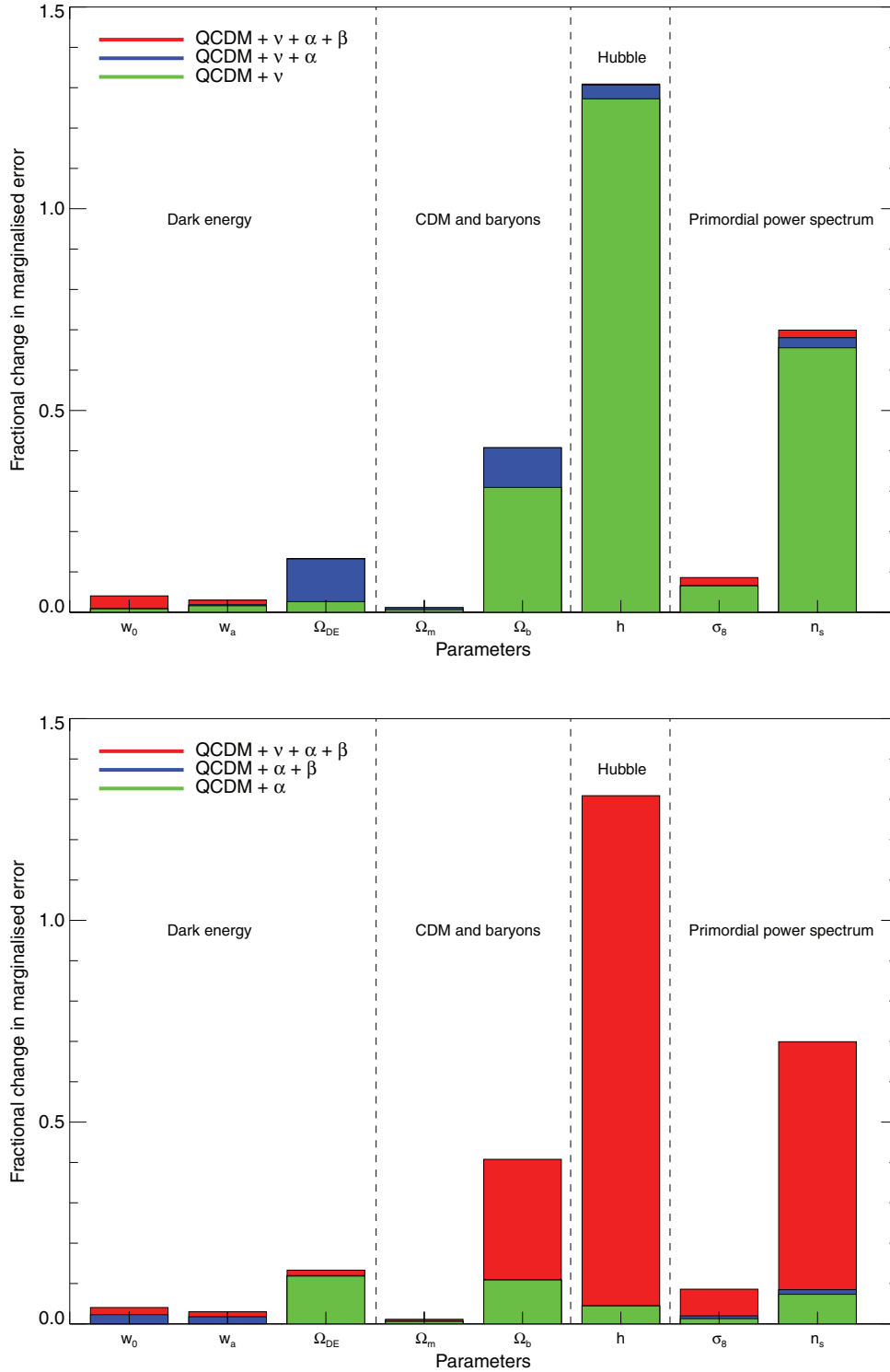


Figure 3. Fractional change in marginalized errors with respect to QCDM, using a joint lensing+*Planck* Fisher matrix. As in Fig. 2, in the top panel we add neutrino parameters before adding the parameter α , and in the bottom panel we consider different parametrizations of the primordial power spectrum without adding neutrinos to our parameter space.

parameters w_0 and w_a are shown in Fig. 4. The FoM in this case is 130.99. With the addition of *Planck* priors, we find a significant improvement in the error bounds for the Ω_{DE} , Ω_m , Ω_b , h , σ_8 and n_s . The improvement in the error bounds on w_0 and w_a is smaller, with the FoM being increased by a factor of 2.75 (Table 4, second column).

3.2 Neutrino parameters

In our calculations, we constrain the total neutrino mass and the number of massive species by measuring their effect on the lensing power spectrum via the matter power spectrum. This is sensitive to the neutrino fraction, related to the total neutrino mass by (Elgarøy

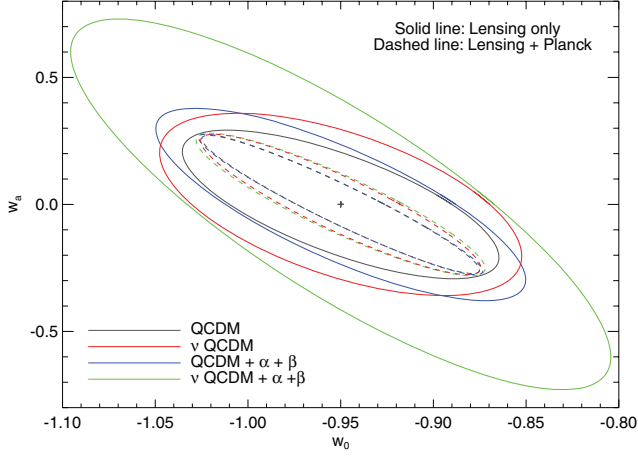


Figure 4. Joint 1σ constraints in the (w_0, w_a) plane from our Fisher matrix calculation with four different parameter sets. QCDM, ν QCDM, QCDM + $\alpha + \beta$ and ν QCDM + $\alpha + \beta$ are shown in grey, red, blue and green, respectively. The solid ellipses show the constraints using lensing only, while the dashed ellipses show the constraints with the addition of *Planck* priors from our CMB Fisher matrix calculation.

& Lahav 2005)

$$f_\nu \equiv \frac{\Omega_\nu}{\Omega_m} = \frac{1}{94\Omega_m h^2} \left(\frac{m_\nu}{\text{eV}} \right). \quad (17)$$

The matter power spectrum parametrization is also sensitive to the number of massive neutrino species N_ν .

Tereno et al. (2009) find a 3.3 eV upper bound for the total neutrino mass, using Canada–France–Hawaii Telescope Legacy Survey (CFHTLS)–T0003 data, while Ichiki et al. (2009) find an upper bound of 8.1 eV. Using our fiducial ν QCDM + α cosmology with neutrino parameter values of $m_\nu = 0.66$ eV and $N_\nu = 3$, our marginalized error forecast for m_ν is 1.20 eV, which gives us a 1σ upper bound of 1.86 eV for the total neutrino mass (see Table 3). With our joint lensing and *Planck* constraints (Table 4), we obtain an error of 0.14 eV.

The error on the dark energy density Ω_{DE} is stable against the addition of massive neutrinos to the parameter set. For the equation of state parameters, we observe a degradation in the marginalized constraints. The FoM is consequently also degraded, as can be seen in Table 3. The top panel of Fig. 2 shows that the parameter most sensitive to the addition of neutrinos is Hubble parameter h , and to a lesser extent, w_0 and w_a . In the latter case, this is due to a degeneracy with neutrinos in the observed effect on the growth function.

Fig. 4 shows the joint 1σ constraints on the dark energy parameters w_0 and w_a . The addition of massive neutrinos to the QCDM set produces a degradation on these constraints but does not significantly change the orientation of the ellipse. This means that the pivot point a_n remains almost unchanged.

3.3 Constraints on the primordial power spectrum

In this section, we find constraints for primordial power spectrum parameters, using different parametrizations of the primordial spectral index. We also examine the variations in our error forecasts for other parameters when we vary our primordial power spectrum parametrization. Weak lensing forecast constraints on the running spectral index have been studied by Ishak et al. (2004), who also use combined lensing + current CMB constraints. They find that CMB constraints are improved when weak lensing is added, especially

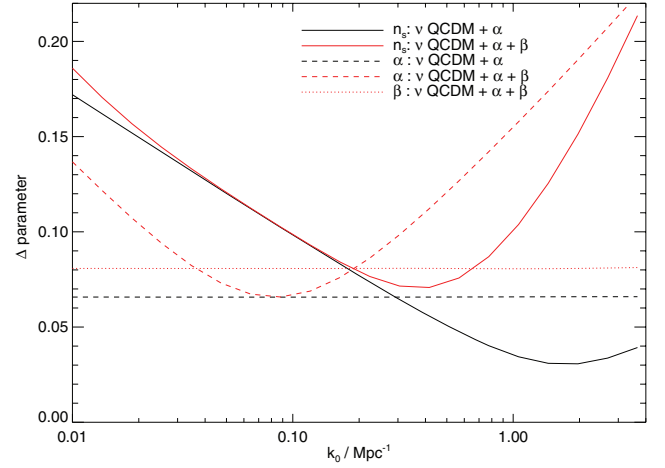


Figure 5. Marginalized error Δ on primordial power spectrum parameters against pivot scale k_0 . The calculation was carried out for two parameter sets: ν QCDM + α (shown in black) and ν QCDM + $\alpha + \beta$ (shown in red) using our all-sky fiducial weak lensing survey. We show the marginalized errors for the parameters n_s (solid line), α (dashed line) and β (dotted line).

for the parameters σ_8 , Ω_m , h and Ω_{DE} . Their cosmological model does not include massive neutrinos, however.

The parametrization of the primordial power spectrum used here assumes a pivot scale k_0 at which the amplitude is defined. We find that the best constraints on n_s in the ν QCDM + α set using our fiducial weak lensing survey are achieved with a pivot scale $k_0 \sim 1 \text{ Mpc}^{-1}$, which is larger than the value of 0.05 Mpc^{-1} , adopted in the rest of the paper. The results are shown in Fig. 5. This optimum pivot scale is shifted to $\sim 0.3 \text{ Mpc}^{-1}$ when the parameter β is added, and to $\sim 0.1 \text{ Mpc}^{-1}$ when α is added.

In Table 3, we note that the addition of the parameter α has a small effect on the FoM, while adding a further parameter β produces a larger degradation. The degradation in the Ω_b , Ω_m and σ_8 constraints is negligible against the addition of α , while the parameters h and n_s are most affected, as can be seen in Fig. 2, bottom panel. The addition of β degrades the constraints on all these parameters, especially n_s .

With weak lensing only, we obtain tighter constraints on α than on n_s with the QCDM + α and QCDM + $\alpha + \beta$ parameter sets. This error hierarchy is reversed when *Planck* priors are added (Tables 3 and 4, fourth and fifth columns).

Examining Fig. 4, we observe that the addition of primordial power spectrum parameters produces a small degradation in the joint (w_0, w_a) errors and has a little effect on the orientation of the ellipses.

3.4 Combined neutrino and primordial power spectrum parameters

We also investigate the effect of adding both neutrinos and primordial power spectrum parameters (the sets ν QCDM + α and ν QCDM + $\alpha + \beta$). We note that the effect on the FoM is more significant than with neutrinos or α and β alone (Table 3). With the full extended model, the effect is especially notable on N_ν and β , showing that there are significant degeneracies between the effect of neutrinos on the matter power spectrum and the effect a scale-dependent primordial power spectrum with several degrees of freedom.

Fig. 2 (red bars) shows that the greatest degradation in constraints with respect to QCDM occurs in the parameters w_a , h and n_s . There is an additional degeneracy in the matter power spectrum between the small-scale power-suppression effect of massive neutrinos and the form of the primordial power spectrum for certain values of the primordial spectral index.

With weak lensing only, we obtain tighter constraints on α than on n_s , which is in agreement with the results obtained by Kitching et al. (2008a) and Ishak et al. (2004). Although the precision for both parameters is degraded when neutrinos are added, this error hierarchy is preserved, even when CMB constraints are added (see Section 3.5 below).

3.5 Joint lensing and CMB results

The addition of *Planck* priors has a significant effect on parameter constraints. The FoM is improved by a factor of 6 for the ν QCDM + $\alpha + \beta$ model (Table 4), and we obtain better constraints for all parameters, especially Ω_b , Ω_{DE} (related to the geometry of the Universe), h and n_s . Adding CMB priors also lifts the degeneracy between some parameters, so the extension of the parameter set does not significantly degrade the error bars. This can be seen in Fig. 3, where Ω_b , h and n_s , which are well constrained by *Planck*, are now hardly affected by the addition of extra parameters. It can be seen from Table 4 that we obtain better constraints on α than on n_s with the addition of CMB priors, reversing the error hierarchy obtained with lensing only. Moreover, the addition of neutrino parameters does not significantly affect the precision on n_s .

With combined lensing+*Planck* calculations, we obtain an improvement in the joint (w_0, w_a) constraints (Fig. 4). The constraints are robust against the addition of neutrino parameters and the primordial power spectrum parameters α and β .

4 DEPENDENCE OF PRECISION ON SURVEY DESIGN

In this section, we study the effect of the survey design on our error forecasts. The optimization for an all-sky tomographic weak lensing survey has been investigated by Amara & Réfrégier (2007), who use the dark energy FoM as the optimization benchmark. Our survey configuration is determined by the parameters: the area A_s , the median redshift z_m and the observed number density of galaxies n_g . The lensing correlation function is additionally defined by the range of multipoles over which it is measured. In order to investigate the dependence of the marginalized errors in our ν QCDM + $\alpha + \beta$ parameter set on the survey parameters, we calculate the lensing Fisher matrix while varying one survey parameter at a time. In Fig. 6, we show the relative marginalized error, defined as $\Delta p/|p|$ for different values of the median redshift z_m and the maximum multipole ℓ_{max} . We note that the scaling with z_m is similar for all the parameters in our three sectors of interest, with N_ν and β showing a stronger dependence on z_m . We find that all parameters have a roughly similar scaling with ℓ_{max} , and that the greatest gain in precision is observed in the range $10^2 < \ell_{max} < 10^4$.

We also carried out the same calculation for various values of the survey area A_s and the galaxy count n_g , finding a linear scaling between the parameter precision and these two survey parameters. Our results show that the survey area has the greatest effect on parameter precision, and are in agreement with Amara & Réfrégier (2007).

Our results show that the optimum survey strategy holds not just for the joint dark energy parameters (w_0, w_a) , but also for the other

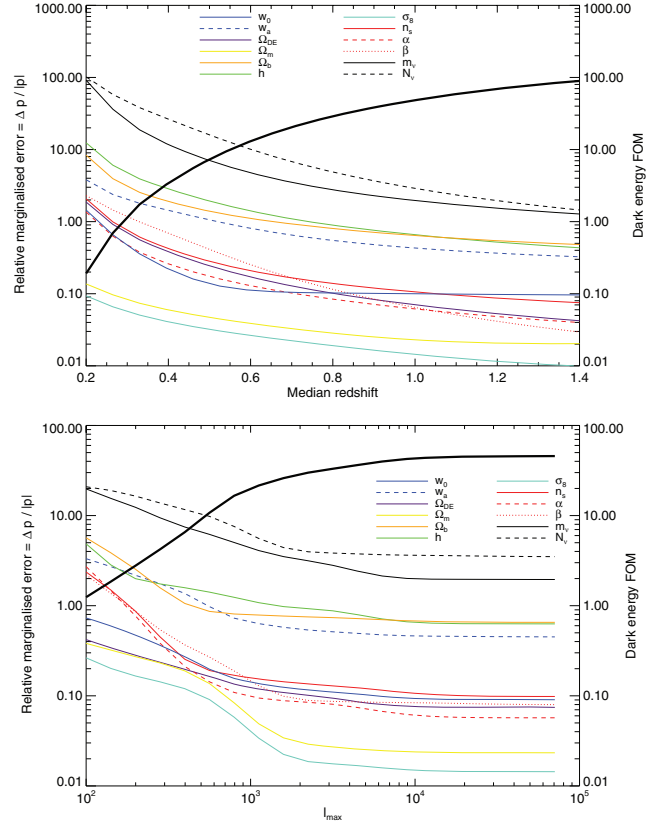


Figure 6. Dependence of cosmological parameter precision on the survey design. In the top panel, we vary the median redshift z_m , while keeping other survey parameters constant. In the bottom panel, we vary the maximum multipole ℓ_{max} , with the minimum multipole kept constant at $\ell = 10$. Each plot shows the relative marginalized error, defined as $\Delta p/|p|$ for the 12 parameters in ν QCDM + $\alpha + \beta$. The thick black line shows the (w_0, w_a) FoM.

parameters in the cosmological model. A different survey design would therefore lead to a rescaling of the marginalized errors shown in Table 3, but would not significantly modify the results shown in Fig. 2. This indicates that the effect of extending the hypothesis space is independent of the survey design.

5 CONCLUSION

The main aim of this paper was to put three different sectors of the cosmological model: dark energy, dark matter (cold and neutrinos) and initial conditions on equal footing while forecasting constraints for a future weak lensing survey. To do this, we introduce a new parameter β , which models the second-order running spectral index. We have forecast errors for an all-sky tomographic weak lensing survey, and for weak lensing+*Planck*, using different cosmological parameter sets, studying the effect of the addition of parameters in the model. We have shown that error forecasts for some parameters are stable against changes in the parameter set (Table 3), and that degeneracies between the dark energy parameters w_0 and w_a are not significantly affected by the addition of parameters (Fig. 4). We have investigated the shift in the optimal pivot scale for primordial power spectrum constraints with the addition of extra parameters (Fig. 5).

We have shown that parameter constraints are nevertheless dependent on the parametrization of the primordial power spectrum.

With the addition of CMB priors, we have shown that we can obtain improved constraints in this sector, which reduces the dependency on constraints on the parameter set.

We have obtained predicted constraints for both the total neutrino mass and the number of massive neutrino species. This article has a resonance with De Bernardis et al. (2009), in which it is shown that the neutrino mass hierarchy can be constrained using cosmic shear, using a more general parametrization of the neutrino mass splitting. We find that for the parameters that are common between the two articles there is an agreement between the predicted errors, despite the slightly different parameter sets and assumptions. The results obtained here also mirror those in Zunckel & Ferreira (2007), in which it is found that the neutrino mass constraints are degraded when the hypothesis space is enlarged. This is due to degeneracies between the neutrino mass and other parameters. Adding priors only tightens the constraints when the additional information comes from independent experiments, which reduces the freedom in the degenerate parameters. We have used information from the CMB, which constrains the primordial power spectrum particularly well, resulting in improved constraints on our neutrino parameters.

In the neutrino sector, parameter constraints would be improved by a hierarchical parametrization in which different neutrino species have non-degenerate masses. This would model more accurately the process whereby each massive species becomes non-relativistic at a different redshift. While the different transition redshifts have only a very small effect on the CMB anisotropy power spectrum, the effect is non-negligible in future cosmic shear experiments which measure the matter power spectrum to a sufficient accuracy to discriminate between different mass hierarchies.

This article concludes that a future all-sky weak lensing survey with CMB priors provides robust constraints on dark energy parameters and can simultaneously provide strong constraints on all parameters. The results presented here show that error forecasts from our weak lensing survey are stable against the addition of parameters to the fiducial model, and that this stability is improved by adding CMB priors.

ACKNOWLEDGMENTS

We would like to thank Jochen Weller for making available to us his *Planck* Fisher matrix code, and Sarah Bridle for useful discussions. TDK is supported by STFC Rolling Grant RA0888.

REFERENCES

Abazajian K., Kadota K., Stewart E. D., 2005, *J. Cosmology Astropart. Phys.*, 8, 8
 Albrecht A. et al., 2006, preprint (astro-ph/0609591)
 Amara A., Réfrégier A., 2007, *MNRAS*, 381, 1018
 Astier P. et al., 2006, *A&A*, 447, 31
 Bartelmann M., Schneider P., 2001, *Phys. Rep.*, 340, 291
 Bridle S., King L., 2007, *New J. Phys.*, 9, 444
 Bridle S. L., Lewis A. M., Weller J., Efstathiou G., 2003, *MNRAS*, 342, L72
 Bridle S. et al., 2009, *MNRAS*, submitted (arXiv:0908.0945)
 Chevallier M., Polarski D., 2001, *Int. J. Modern Phys. D*, 10, 213
 De Bernardis F., Kitching T. D., Heavens A., Melchiorri A., 2009, *Phys. Rev. D*, 80, 123509
 Dunkley J. et al., 2009, *ApJS*, 180, 306
 Eisenstein D. J., Hu W., 1999, *ApJ*, 511, 5
 Elgarøy Ø., Lahav O., 2005, *New J. Phys.*, 7, 61
 Fisher R. A., 1935, *J. R. Statistical Soc.*, 98, 39

Hamann J., Covi L., Melchiorri A., Slosar A., 2007, *Phys. Rev. D*, 76, 023503
 Hannestad S., Hansen S. H., Villante F. L., Hamilton A. J. S., 2002, *Astropart. Phys.*, 17, 375
 Hannestad S., Tu H., Wong Y. Y., 2006, *J. Cosmology Astropart. Phys.*, 6, 25
 Heavens A. F., Kitching T. D., Verde L., 2007, *MNRAS*, 380, 1029
 Hilbert S., Hartlap J., White S. D. M., Schneider P., 2009, *A&A*, 499, 31
 Hoekstra H., Jain B., 2008, *Annu. Rev. Nuclear Part. Sci.*, 58, 99
 Hu W., Jain B., 2004, *Phys. Rev. D*, 70, 043009
 Hu W., Tegmark M., 1999, *ApJ*, 514, L65
 Huterer D., 2001, PhD thesis, Univ. Chicago
 Huterer D., Takada M., 2005, *Astropart. Phys.*, 23, 369
 Ichiki K., Takada M., Takahashi T., 2009, *Phys. Rev. D*, 79, 023520
 Ishak M., Hirata C. M., McDonald P., Seljak U., 2004, *Phys. Rev. D*, 69, 083514
 Joachimi B., Schneider P., 2008, *A&A*, 488, 829
 Joachimi B., Schneider P., 2009, *A&A*, 507, 105
 Kaiser N., Squires G., Broadhurst T., 1995, *ApJ*, 449, 460
 Kiakotou A., Elgarøy Ø., Lahav O., 2008, *Phys. Rev. D*, 77, 063005
 King L. J., Schneider P., 2003, *A&A*, 398, 23
 Kitching T. D., Amara A., 2009, preprint (arXiv:0905.3383)
 Kitching T. D., Heavens A. F., Verde L., Serra P., Melchiorri A., 2008a, *Phys. Rev. D*, 77, 103008
 Kitching T. D., Taylor A. N., Heavens A. F., 2008b, *MNRAS*, 389, 173
 Kolb E. W., Turner M. S., 1990, *Frontiers in Physics*, Vol. 69. Addison-Wesley, California
 Komatsu E. et al., 2009, *ApJS*, 180, 330
 Kosowsky A., Turner M. S., 1995, *Phys. Rev. D*, 52, 1739
 Kowalski M. et al., 2008, *ApJ*, 686, 749
 Leach S. M., Liddle A. R., 2003, *Phys. Rev. D*, 68, 123508
 Lewis A., Challinor A., Lasenby A., 2000, *ApJ*, 538, 473
 Limber D. N., 1953, *ApJ*, 117, 134
 Linder E. V., 2003, *Phys. Rev. Lett.*, 90, 091301
 Liu J., Li H., Xia J., Zhang X., 2009, *J. Cosmology Astropart. Phys.*, 7, 17
 Ma C.-P., 1998, *ApJ*, 508, L5
 Ma Z., Hu W., Huterer D., 2006, *ApJ*, 636, 21
 Miknaitis G. et al., 2007, *ApJ*, 666, 674
 Peacock J. A., 2005, in Colless M., Staveley-Smith L., Stathakis R. A., eds, *Proc. IAU Symp. 216, Maps of the Cosmos*. Astron. Soc. Pac., San Francisco, p. 77
 Peacock J. A., Dodds S. J., 1996, *MNRAS*, 280, L19
 Peacock J. A., Schneider P., Efstathiou G., Ellis J. R., Leibundgut B., Lilly S., Mellier Y., 2006, *ESA-ESO Working Group on Fundamental Cosmology*, Technical Report, ESA-ESO
 Quigg C., 2008, preprint (arXiv:0802.0013)
 Rassat A. et al., 2008, *MNRAS*, submitted (arXiv:0810.0003)
 Réfrégier A., 2003, *ARA&A*, 41, 645
 Saito S., Takada M., Taruya A., 2008, *Phys. Rev. Lett.*, 100, 191301
 Sato M., Hamana T., Takahashi R., Takada M., Yoshida N., Matsubara T., Sugiyama N., 2009, *ApJ*, 701, 945
 Schneider P., 2006, in Schneider P., Kochanek C. S., Wambsganss J., eds, *Gravitational Lensing: Strong, Weak and Micro*. Saas-Fee Advanced Courses, Vol. 33. Springer-Verlag, Berlin, p. 269,
 Schrabback T. et al., 2009, *Phys. Rev. B*, in press (arXiv:0901.0053)
 Smail I., Ellis R. S., Fitchett M. J., 1994, *MNRAS*, 270, 245
 Smith R. E. et al., 2003, *MNRAS*, 341, 1311
 Spergel D. N. et al., 2003, *ApJS*, 148, 175
 Takada M., Komatsu E., Futamase T., 2006, *Phys. Rev. D*, 73, 083520
 Tegmark M., Taylor A. N., Heavens A. F., 1997, *ApJ*, 480, 22
 Tereno I., Schimd C., Uzan J. P., Kilbinger M., Vincent F. H., Fu L., 2009, *A&A*, 500, 657
 Teyssier R. et al., 2009, *A&A*, 497, 335
 White M., Vale C., 2004, *Astropart. Phys.*, 22, 19
 Zunckel C., Ferreira P. G., 2007, *J. Cosmology Astropart. Phys.*, 8, 4

This paper has been typeset from a $\text{\TeX}/\text{\LaTeX}$ file prepared by the author.