

# Exploiting scents of distress: the prospect of manipulating herbivore-induced plant odours to enhance the control of agricultural pests

Ted CJ Turlings<sup>1</sup> and Jurriaan Ton<sup>2</sup>

In response to feeding by arthropods, plants actively and systemically emit various volatile substances. It has been proposed that these herbivore-induced volatiles (HIPVs) can be exploited in agricultural pest control because they might repel herbivores and because they serve as attractants for the enemies of the herbivores. Indeed, recent studies with transgenic plants confirm that odour emissions can be manipulated in order to enhance the plants' attractiveness to beneficial arthropods. An additional advantage of manipulating HIPV emissions could be their effects on neighbouring plants, as a rapidly increasing number of studies show that exposure to HIPVs primes plants for augmented defence expression. Targeting the right volatiles for enhanced emission should lead to ecologically and economically sound ways of combating important pests.

## Addresses

<sup>1</sup> Evolutionary Entomology, Institute of Zoology, University of Neuchâtel, Rue Emile-Argand 11 cp2, CH-2009 Neuchâtel, Switzerland

<sup>2</sup> Section Phytopathology, Utrecht University, Faculty of Biology, PO Box 800.84, 3508 TB Utrecht, The Netherlands

Corresponding author: Turlings, Ted CJ (ted.turlings@unine.ch)

## Introduction

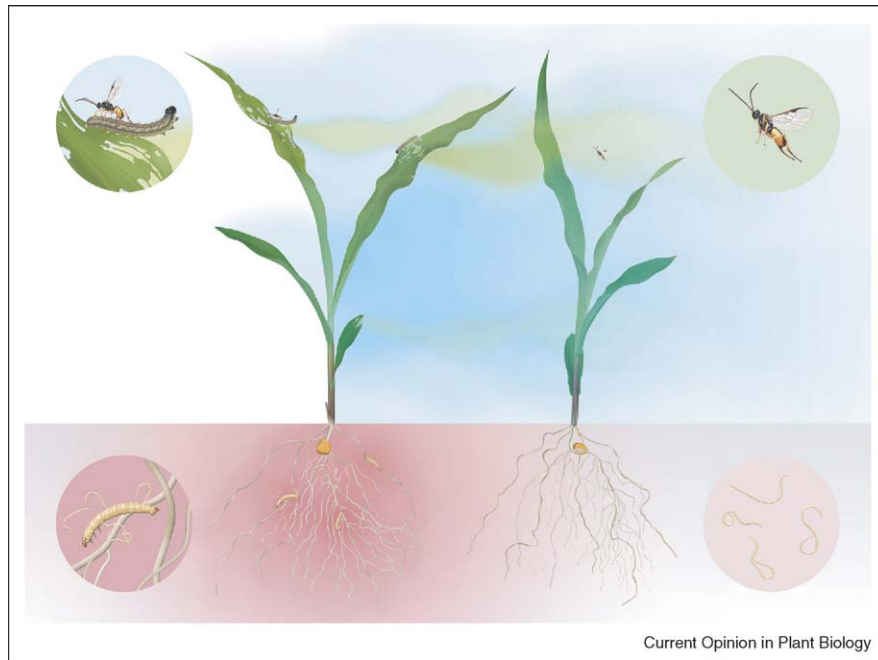
Plant defences against herbivores are not limited to physical and chemical barriers that directly aim to harm their attackers, it is becoming increasingly evident that plants also employ strategies of indirect defence. One form of indirect defence in plants is to attract predators and parasitoids by signalling the presence of potential prey or hosts. This attraction of the third trophic level is one of the presumed functions of herbivore-induced plant volatiles (HIPVs), which are released more or less specifically in response to herbivore attack. The first evidence for tritrophic signalling [1,2] has generated a remarkable interest in this phenomenon from scientists from a broad range of disciplines. This interest has resulted in what can be considered the most interdisciplinary approach to any aspect of plant–arthropod interactions. A rapidly increasing number of behavioural, chemical and evolutionary ecologists, plant physiologists and crop scientists devote

their research efforts to the understanding of the mechanisms, selective pressures and ecological consequences of the interactions. Moreover, there is increased interest in understanding the implications of induced plant signalling in the light of agricultural pest control, as has been outlined in previous reviews [3–5]. Here we focus, after a brief historical account, on the latest developments in this area. In addition, we address the recent studies that point to a priming effect in plants that are exposed to certain HIPVs, conferring an enhanced defensive capacity against future insect attack [6,7–11]. We conclude, with some reservations, that there is not only reason for optimism that manipulation of HIPVs emissions can indeed lead to enhanced repulsion of pests and attraction of their natural enemies but, moreover, that enhanced volatile information transfer between plants might, if exploited appropriately, improve the efficiency of the plant's direct and indirect defence strategies through priming [4,12]. Figures 1 and 2 summarize the various interactions in which HIPVs are implicated as we have studied them for maize plants.

## The role of HIPVs in indirect plant defences

Price and colleagues [13] were the first to specifically address the possibility of an active recruitment of the third trophic level by plants that are under herbivore threat. The first combined chemical and behavioural evidence for the role of HIPVs in such recruitment came from studies on mites, whereby feeding by spider mites was shown to induce the plants to emit volatiles that were attractive to predatory mites [1,14]. Soon afterwards, it was reported that caterpillar-damaged plants release considerable amounts of volatiles that are highly attractive to parasitic wasps [2]. Follow-up work has revealed a remarkable sophistication to the interactions, which were found to involve elicitors in the oral secretions of the herbivores [15–18] that trigger the systemic emission [19] of variable blends of *de novo* synthesized [20] volatiles. The induction of volatile emissions occurs not only in response to herbivore feeding on leaves but can also result from the deposition of insect eggs on plant parts [21] and from feeding by insect larvae on roots [22,23•], again resulting in the attraction of the respective enemies that use the eggs or root feeders as food. In each case, there

Figure 1



Young maize plants, when damaged by caterpillars immediately release several typical octadecanoid-derived 'green leaf volatiles' from the damaged sites (indicated in green). In addition, elicitors in the caterpillar's oral secretions cause the induction of a systemic release of volatiles that mainly comprise terpenoids but also include some phenolics, such as indole and methyl salicylate (indicated in blue). This blend of HIPVs is highly attractive to various parasitic wasps that lay their eggs in the caterpillars [2]. It is still unclear which compounds are the most important for this attraction [49]. Belowground beetle larvae might cause the emission of similar signals by damaged roots [22,23\*\*] (indicated in red). Maize roots release one dominating compound, (E)- $\beta$ -caryophyllene, in response to root feeding. This sesquiterpene was found to be attractive to entomopathogenic nematodes and to increase the effectiveness of these nematodes in finding and killing herbivore larvae [23\*\*]. In addition, the HIPVs might repel other herbivores and can induce or prime defence responses in neighbouring plants. All of these effects might be exploitable for the control of agricultural pests. Drawing by Thomas Degen.

appears to be a clear potential to improve the effectiveness of such natural enemies by enhancing the plants' emission of attractants.

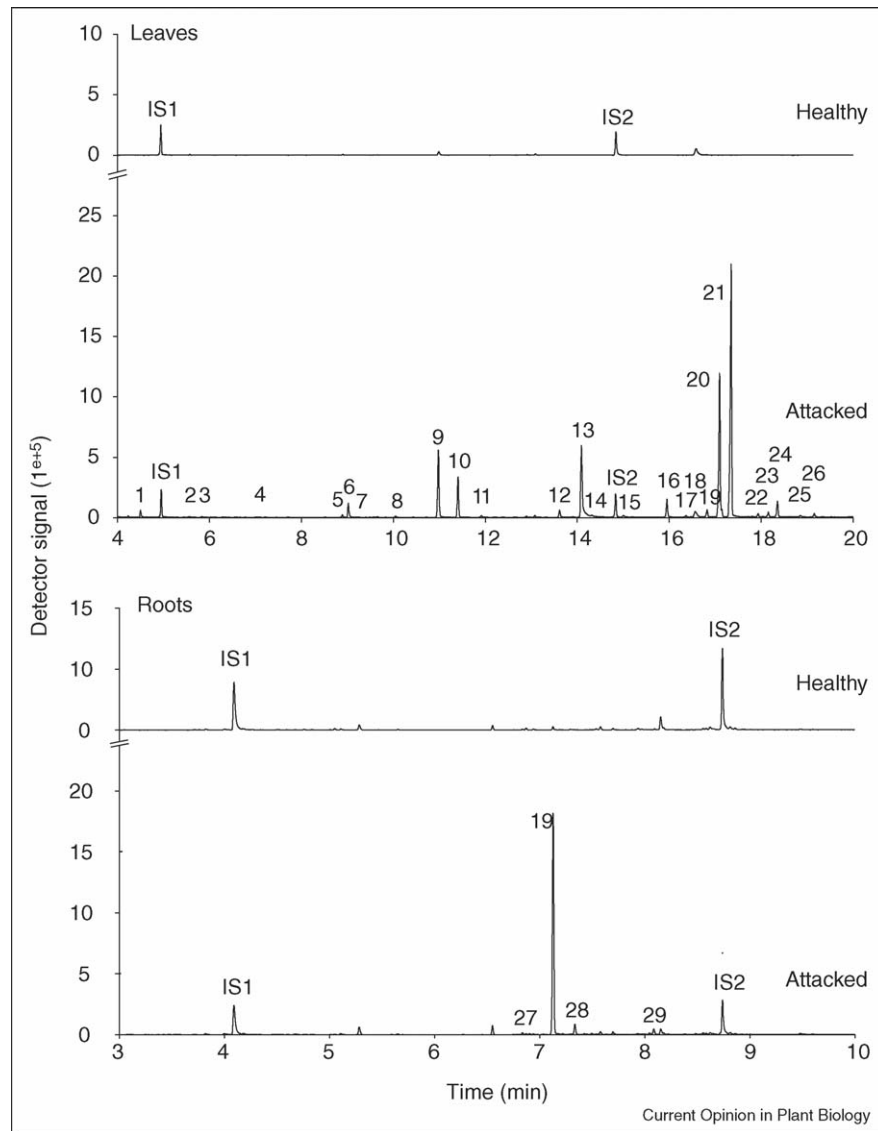
### Priming for enhanced plant defence as an additional benefit

After many years of scepticism, it has finally been fully accepted that plants can perceive and respond to volatiles that are emitted by their neighbours [24\*]. It is clear that, at sufficiently high doses, several substances can immediately mobilize direct and indirect defences in perceiving plants [7,10,25–27]. However, it is likely that, at lower more realistic dosages, the defences are not induced directly but instead the plants are induced to prepare themselves molecularly for future attack. This so-called priming for defence has proven to be an important mechanism behind induced resistance against pathogens [28], and has now also been reported as a likely mechanism behind volatile-induced resistance [6\*,24\*]. Priming through volatiles might also be important in enhancing indirect defences [6\*,7,29].

Priming for defence against pathogens has been shown to involve considerably fewer costs than the induction of

direct defence, and the benefits derived from this priming outweigh the costs under conditions of disease pressure [12]. The phenomenon of volatile-induced priming against insects also fits in this ecological context of costs and benefits. Plants that are merely primed for enhanced defence after the reception of distress signals from nearby plants are better protected in an environment of herbivore pressure, without suffering from costly energy investments in defence mechanisms. Therefore, an additional agronomical benefit can be expected if the emissions of the appropriate volatiles were to be enhanced in crop plants. However, the identity of the volatile(s) that trigger priming is not always clear, and might differ amongst different plant species. In maize, Engelberth *et al.* [6\*] have shown that volatile-induced priming for enhanced jasmonic acid (JA) biosynthesis can be mimicked by exogenous application of the 'green leaf volatiles' (Z)-3-hexanal, (Z)-3-hexen-1-ol, or (Z)-3-hexenyl acetate. Other typical HIPVs from maize do not appear to trigger priming in maize [6\*]. In contrast, Paschold *et al.* [8] found that the volatile blend emitted by *Nicotiana attenuata* plants that are infested with *Manduca sexta* caterpillars fails to prime neighbouring *N. attenuata* plants, even though this blend contains compounds that induce

Figure 2

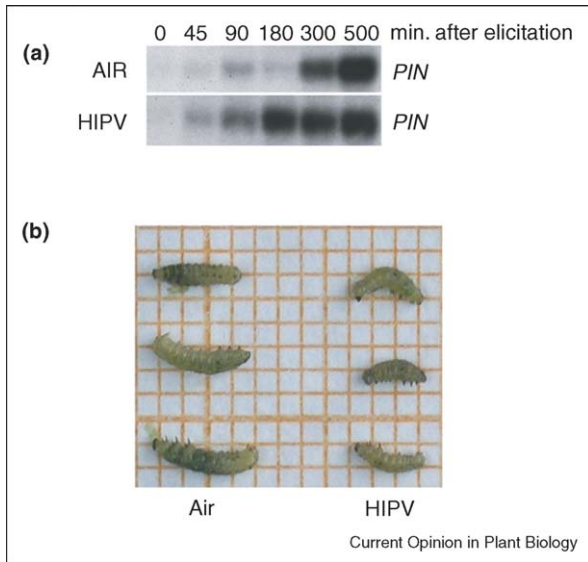


Typical chromatograms of volatiles collected from healthy and herbivore-damaged maize plants. The second chromatogram is from volatiles emitted by maize leaves that have been attacked by caterpillars and the fourth chromatogram is from roots attacked by beetle larvae. The labelled compounds are: 1) (*Z*)-3-hexenal, 2) (*E*)-2-hexenal, 3) (*Z*)-3-hexenol, 4) (*Z*)-2-penten-1-ol acetate<sup>N</sup>, 5)  $\beta$ -myrcene, 6) (*Z*)-3-hexenyl-acetate, 7) (*E*)-2-hexenyl acetate, 8) (*Z*)- $\beta$ -ocimene, 9) linalool, 10) (3*E*)-4,8-dimethyl-1,3,7-nonatriene, 11) benzyl acetate, 12) phenethyl acetate, 13) indole, 14) unknown, 15) methyl anthranilate, 16) geranyl acetate, 17) unknown, 18) unknown, 19) (*E*)- $\beta$ -caryophyllene, 20) (*E*)- $\alpha$ -bergamotene, 21) (*E*)- $\beta$ -farnesene, 22) unknown sesquiterpenoid, 23) unknown sesquiterpenoid, 24)  $\beta$ -sesquiphellandrene<sup>N</sup>, 25) (*E*)-nerolidol, 26) (3*E*, 7*E*)-4,8,12-trimethyl-1,3,7,11-tridecatetraene, 27) (-)- $\alpha$ -copaene<sup>N</sup>, 28)  $\alpha$ -humulene<sup>N</sup>, 29) caryophyllene-oxide<sup>N</sup>. IS1 and IS2, internal standards (*n*-octane and nonyl-acetate). <sup>N</sup>Tentative identification.

priming or resistance in other plant species [6<sup>•</sup>,7]. Yet, exposure to the volatiles from clipped sagebrush (*Artemisia tridentata*) primes *N. attenuata* for augmented proteinase activity [30<sup>•</sup>]. Apparently, volatile-induced priming is a common defence strategy in plants [24<sup>•</sup>], but the volatile(s) that trigger priming might differ amongst different plant species. This is an important consideration for future strategies that aim to manipulate HIPVs in crops.

The physiological and molecular mechanisms behind volatile-induced priming remain largely unknown. Nevertheless, it seems evident that volatile-induced priming targets defence responses that are controlled by JA [6<sup>•</sup>,30<sup>•</sup>]. Our work on maize suggests, however, that JA is not the only signal that controls volatile-induced priming. Volatiles from *Spodoptera littoralis*-infested maize prime for enhanced expression of only a sub-set of JA-inducible defence genes (J Ton *et al.*, unpublished;

Figure 3



HIPV-induced priming and resistance. **(a)** Typical HIPV-induced priming pattern of defence-related gene expression. Exposure to the HIPV from neighbouring plants alone does not induce a JA-inducible *Proteinase Inhibitor (PIN)* gene in maize. However, subsequent defence elicitation by wounding the leaves and application of regurgitant from *Spodoptera littoralis* caterpillars results in a faster and initially stronger expression of the gene in the HIPV-exposed plants. **(b)** HIPV-induced resistance against feeding by *S. littoralis* caterpillars. Exposure to HIPV from neighbouring plants reduces subsequent growth and damage by *S. littoralis* caterpillars on exposed plants. This is reflected in the difference in the size of caterpillars that were recovered from exposed and control plants.

Figure 3). Hence, not all JA-inducible genes are priming-responsive, suggesting the existence of additional layers of regulation that involve as-yet-unidentified signalling compounds. Interestingly, a similar form of priming has been reported in response to root colonization by certain non-pathogenic rhizobacteria. In *Arabidopsis*, root colonization by *Pseudomonas fluorescens* WCS417r triggers an induced systemic resistance (ISR) against pathogens that are sensitive to JA-inducible defence mechanisms [31,32]. Large-scale transcription profiling experiments of ISR-expressing *Arabidopsis* have revealed that a distinct sub-set of JA-inducible genes show augmented activation in ISR-expressing plants upon elicitation of defence [33,34]. Interestingly, the promoter regions of these priming-responsive genes were enriched in binding sites for specific transcription factors (CMJ Pieterse, pers. comm.). This points to a sophisticated regulatory mechanism in which specific transcription factors specify the set of JA-inducible, priming-responsive defence genes.

### Field evidence that exploitation of priming could actually work

Differences in attractiveness between plant genotypes can lead to dramatic differences in rates of parasitism.

For example, when the parasitoid *Cotesia plutella* was given a choice between larvae of the diamond back moth on Chinese cabbage or on common cabbage, parasitism of larvae was up to 15 times higher on the attractive Chinese cabbage than on the less attractive common cabbage [35]. Moreover, several field studies give reason to be optimistic that biological control can indeed be enhanced by manipulating volatile plant signals. For instance, Thaler [36] treated tomato plants with JA to induce typical emissions of HIPVs and observed that parasitism of lepidopteran larvae was significantly higher on treated plants than on untreated plants. A study with wild tobacco plants in a natural setting showed that spiking the plants with synthetic versions of several typical HIPVs increased consumption of lepidopteran eggs that were placed on these plants and consequently reduced damage by herbivores considerably [37]. Below ground, the emission of the sesquiterpene (E)- $\beta$ -caryophyllene in maize roots is necessary to attract entomopathogenic nematodes to roots damaged by the ferocious maize pest *Diabrotica virgifera virgifera*. Maize varieties that lack this signal have been shown to be far more vulnerable to the pest [23••].

We and others [3] have argued that a constitutive release of volatiles should be avoided and that emissions should occur when a plant is actually under attack by herbivores. A constitutive release might not only be costly for the plant, and thereby lead to reduced yield, but might also defy the purpose of the release [3], which is to attract parasitoids and predators to the plants that are actually under attack by herbivores. There are now several studies, however, which suggest that these concerns might not be entirely warranted. The release of volatiles is not necessarily very costly [5] and various plants constitutively release some of the compounds of interest. The nicest demonstration that constitutive emissions might benefit pest control comes from the successful so-called 'push-pull' studies by Kahn and colleagues [38]. These researchers planted the odorous grass *Melinis minutiflora* in African maize fields. The grass constitutively emits a compound that is typically released by maize in response to caterpillar damage. This resulted in largely reduced damage by a lepidopteran stemborer, evidently because the pest was repelled by the odour of the grass but also because one of its main parasitoids was attracted to the mixed fields, leading to high parasitism rates. The grass' odour attracted the parasitoid, and apparently did not confuse them nor prevent them from using other cues to locate their hosts on infested plants. That a general attraction of natural enemies into a field can result in significant reduction of herbivore numbers is also evident from studies in which synthetic attractants that were released from dispensers in crop fields increased the numbers of natural enemies and reduced pest numbers [39]. Methyl salicylate is one of the compounds that seems to be of particular importance in mediating attraction of several natural enemies [4,39–41], some other

likely candidates for manipulation are discussed below. Continuous releases might also be the most effective means of repelling herbivores and to prime for plant defences.

### The first successes in manipulating volatile emissions

Terpenoids usually dominate the HIPV blends and have therefore been the logical first targets for manipulation. There are ample possibilities to engineer plants for enhanced terpenoid production, but targeting early steps in general terpene synthesis has rarely lead to desired results [3,5]. It is evident that enhancing the attractiveness of crop plants for natural enemies of pests will require specific compounds to be targeted. In this respect, important progress has been made in the three years since the publication of an insightful review in which the necessary steps towards this goal were outlined [3]. In two recent publications, it was shown that it is indeed possible to manipulate the production of attractants through transformation. In the first study [42<sup>••</sup>], a linalool/nerolidol synthase gene from strawberry (*FaNES1*) was introduced into *Arabidopsis thaliana*, causing the transformed plants to constitutively release (3*S*)-(E)-nerolidol (and in some transformants (3*E*)-4,8-dimethyl-1,3,7-nonatriene), which rendered them attractive to predatory mites. In the other study [43<sup>••</sup>], *Arabidopsis* was transformed with a maize terpene synthase gene (*TPS10*) that is responsible for emissions of the blend of sesquiterpenes that is typically released in response to caterpillar feeding. The transformed plant was attractive to parasitoid females that use induced maize volatiles to find their caterpillar hosts, but only after the wasps had learned to associate the sesquiterpene blend with the presence of hosts. These latter results suggest that the manipulation of other typically induced volatiles might be more effective at attracting this parasitoid. A third *Arabidopsis* transformant, which expresses a (E)- $\beta$ -farnesene synthase gene, has been announced [4]. Enhancing the emissions of this sesquiterpene offers possibilities in aphid control because it is a common aphid alarm pheromone that might repel aphids and attract their natural enemies. For most systems, it remains to be determined which compounds would be most effective in pest control.

### Which signals to target?

The demonstration that the attractiveness of plants to beneficial arthropods can be altered [42<sup>••</sup>,43<sup>••</sup>] is an important first step toward the application of manipulated volatile emissions for pest control, but several essential additional steps are needed. First, the appropriate changes need to be made in crop plants and not just in the model plant *Arabidopsis*. Moreover, if we wish to exploit HIPVs in crop protection, the signals that are specifically implicated in the attraction of beneficial arthropods would be the logical targets. There are good indications that plants' responses to herbivory can be

highly specific: some plants emit different odours in response to different herbivores and the natural enemies of these herbivores are able to pick up on this. Probably the best behavioural example comes from a study on the specialist parasitoid *Cardiochiles nigriceps*, which can only develop in larvae of the moth *Heliothis virescens*. Females of this wasp show an amazingly keen ability to distinguish between the odours from plants that have been attacked by those specific hosts and plants that are attacked by closely related non-hosts [44]. This distinction was made even when the damaged leaves had been removed from the respective plants, clearly implying that the plant's signal allowed the wasps to make the distinction [44], but it remains to be determined which compound(s) are implicated. It is known that *Aphidius ervi*, a parasitoid of aphids, specifically uses 6-methyl-5-hepten-2-one as a cue to recognize plants that have been infested by potential hosts [45]. This volatile molecule is therefore an obvious candidate for augmented emissions, which is currently being investigated in cereals [4]. Although specificity in other systems can be much more ambiguous [46], there are various compounds that are strong candidates as attractants for predators and parasitoids. In our studies of below-ground interactions, we have been extremely fortunate in finding that the roots of various maize varieties emit only one compound, (E)- $\beta$ -caryophyllene, in significant amounts in response to root herbivory [23<sup>••</sup>]. This potent attractant for entomopathogenic nematodes is another logical target compound for enhanced production, especially in American maize varieties, which appear to have lost the ability to produce this signal [23<sup>••</sup>,47].

For priming, other compounds might be more appropriate. As discussed, plants species differ in their sensitivity to different compounds. Green leaf volatiles have proven to be particularly active [6<sup>•</sup>,7,9,27] although their manipulation is not practical, but one candidate compound for improved priming for defence is *cis*-jasmonone [4]. This compound has been shown to induce both direct defence against aphids and the production of the aphid repellent 6-methyl-5-hepten-2-one, the key attractant for an important aphid parasitoid. Methyl salicylate is another compound that can be expected to play an important role in plant-plant communication, and in repelling herbivores and attracting beneficial arthropods [4,40,41,48]. But overall, there is still a major need to improve our knowledge of what compounds are of key importance [43<sup>••</sup>,49,50].

### Conclusions

Progress in research on the molecular mechanisms that are involved in herbivore-induced volatile emissions has provided reason for optimism that we will soon be able to produce crop varieties that have improved abilities to repel herbivores and to attract natural enemies of herbivores. The increased emissions of volatiles might have the additional advantage that they could also prime defences in neighbouring plants. It remains to be

determined if it is more desirable to have constitutive emissions of key compounds or if the emissions should be inducible, so that they only take place upon attack by arthropods. The latter might be preferred to avoid excessive energy and resource investment by the plant and to avoid confusing natural enemies in their efforts to locate the herbivores [3]. However, field studies seem to suggest that the latter concern might not be entirely warranted. A few compounds have been identified as likely candidates for enhancement [23<sup>••</sup>,26,39,40], whereas other compounds might not be as powerful as previously assumed [49]. For most natural enemies, the key attractants remain to be identified. In some cases, this could prove exceedingly difficult, but progress in volatile trapping, analytical methods and data processing, as well as interdisciplinary collaborations are likely to yield the desired results soon [50].

We should stress that the multiple interactions in which HIPVs play a role make it difficult to fully predict the consequences of their manipulation. Therefore, field applications will continue be a matter of trial and error, although some potential failures can be prevented. Obviously, increased emissions of volatiles that are known to attract herbivores should be avoided [3], and it can be expected that herbivores will rapidly adapt their responses to repellents if they are no longer indicative of poor or unsafe resources. Moreover, the natural enemies that have evolved to exploit the signals will also adapt and reduce their responses to the signals if they no longer lead them to profitable resources. This could, in fact, already occur within the lifetime of an individual; various natural enemies have been shown to be good learners and negative associations could soon render the signals ineffective in attracting them [51]. Finally, it should be stressed that the exploitation of plant signals by natural enemies can be highly variable among species and that the emissions should be fine-tuned for each of them. In this respect, it is good to focus on determining the principle attractants for those natural enemies that have the greatest potential to control a certain pest. In all cases, the effects of the enhanced emissions on neighbouring plants should also be taken into consideration.

## Acknowledgements

We are grateful for the inspiring discussions with and/or comments on the manuscript by Marco D'Alessandro, Matthias Held, Sergio Rasmann, Ivan Hiltbold, Violaine Jourdie, Jonathan Gershenzon, Joerg Degenhardt and Joh Turlings. The drawing in Figure 1 was made by Thomas Degen (p\_moussieri@yahoo.com) and Figure 2 by Sergio Rasmann. Our work is supported by Swiss National Center of Competence in Research 'Plant Survival', grant 3100A0-107974 from the Swiss National Science Foundation, and NWO grant no. 863.04.019.

## References and recommended reading

Papers of particular interest, published within the annual period of review, have been highlighted as:

- of special interest
- of outstanding interest

1. Dicke M, Sabelis MW: **How plants obtain predatory mites as bodyguards.** *Netherlands Journal of Zoology* 1988, **38**:148-165.
2. Turlings TCJ, Tumlinson JH, Lewis WJ: **Exploitation of herbivore-induced plant odors by host-seeking parasitic wasps.** *Science* 1990, **250**:1251-1253.
3. Degenhardt J, Gershenzon J, Baldwin IT, Kessler A: **Attracting friends to feast on foes: engineering terpene emission to make crop plants more attractive to herbivore enemies.** *Curr Opin Biotechnol* 2003, **14**:169-176.
4. Pickett JA, Bruce TJA, Chamberlain K, Hassannali A, Khan ZR, Matthes MC, Napier JA, Smart LE, Wadhams LJ, Woodcock CM: **Plant volatiles yielding new ways to exploit plant defence.** In *Chemical Ecology: from Gene to Ecosystem*. Edited by Dicke M, Takken W. Springer; 2006:161-173.
5. Aharoni A, Jongsma MA, Bouwmeester HJ: **Volatile science? Metabolic engineering of terpenoids in plants.** *Trends Plant Sci* 2005, **10**:594-602.
6. Engelberth J, Alborn HT, Schmelz EA, Tumlinson JH: **Airborne signals prime plants against insect herbivore attack.** *Proc Natl Acad Sci USA* 2004, **101**:1781-1787.  
This is the first demonstration that plant volatiles can prime plants for indirect defence. Exposure of maize to HIPV or synthetic 'green leaf volatiles' did not directly induce the production of jasmonic acid and VOCs, but primed for an augmented production of these compounds after subsequent application of caterpillar regurgitant.
7. Ruther J, Fürstenau B: **Emission of herbivore-induced volatiles in absence of a herbivore – response of Zea mays to green leaf volatiles and terpenoids.** *Z Naturforsch [C]* 2005, **60**:743-756.
8. Paschold A, Halitschke R, Baldwin IT: **Using 'mute' plants to translate volatile signals.** *Plant J* 2006, **45**:275-291.
9. Farag MA, Pare PW: **C-6-green leaf volatiles trigger local and systemic VOC emissions in tomato.** *Phytochemistry* 2002, **61**:545-554.
10. Arimura G, Ozawa R, Shimoda T, Nishioka T, Boland W, Takabayashi J: **Herbivory-induced volatiles elicit defence genes in lima bean leaves.** *Nature* 2000, **406**:512-515.
11. Pickett JA, Poppy GM: **Switching on plant genes by external chemical signals.** *Trends Plant Sci* 2001, **6**:137-139.
12. Van Hulten M, Pelsler M, Van Loon LC, Pieterse CMJ, Ton J: **Costs and benefits of priming for defense in Arabidopsis.** *Proc Natl Acad Sci USA* 2006, **103**:5602-5607.
13. Price PW, Bouton CE, Gross P, McPherson BA, Thompson JN, Weis AE: **Interactions among 3 trophic levels – influence of plants on interactions between insect herbivores and natural enemies.** *Annu Rev Ecol Syst* 1980, **11**:41-65.
14. Dicke M, van Beek TA, Posthumus MA, Ben Dom N, van Bokhoven H, de Groot A: **Isolation and identification of volatile kairomone that affects acarine predator-prey interactions. Involvement of host plant in its production.** *J Chem Ecol* 1990, **16**:381-396.
15. Mattiacci L, Dicke M, Posthumus MA: **Beta-glucosidase – an elicitor of herbivore-induced plant odor that attracts host-searching parasitic wasps.** *Proc Natl Acad Sci USA* 1995, **92**:2036-2040.
16. Alborn T, Turlings TCJ, Jones TH, Stenhagen G, Loughrin JH, Tumlinson JH: **An elicitor of plant volatiles from beet armyworm oral secretion.** *Science* 1997, **276**:945-949.
17. Schuler G, Mithofer A, Baldwin IT, Berger S, Ebel J, Santos JG, Herrmann G, Holscher D, Kramell R, Kutschan TM *et al.*: **Coronalin: a powerful tool in plant stress physiology.** *FEBS Lett* 2004, **563**:17-22.
18. Halitschke R, Schittko U, Pohnert G, Boland W, Baldwin IT: **Molecular interactions between the specialist herbivore Manduca sexta (Lepidoptera, sphingidae) and its natural host Nicotiana attenuata III. Fatty acid-amino acid conjugates in herbivore oral secretions are necessary and sufficient for herbivore-specific plant responses.** *Plant Physiol* 2001, **125**:711-717.

19. Turlings TCJ, Tumlinson JH: **Systemic release of chemical signals by herbivore-injured corn.** *Proc Natl Acad Sci USA* 1992, **89**:8399-8402.
  20. Paré PW, Tumlinson JH: **De novo biosynthesis of volatiles induced by insect herbivory in cotton plants.** *Plant Physiol* 1997, **114**:1161-1167.
  21. Hilker M, Kobs C, Varama M, Schrank K: **Insect egg deposition induces *Pinus sylvestris* to attract egg parasitoids.** *J Exp Biol* 2002, **205**:455-461.
  22. van Tol R, van der Sommen ATC, Boff MIC, van Bezooijen J, Sabelis MW, Smits PH: **Plants protect their roots by alerting the enemies of grubs.** *Ecol Lett* 2001, **4**:292-294.
  23. Rasmann S, Kollner TG, Degenhardt J, Hiltbold I, Toepfer S, Kuhlmann U, Gershenzon J, Turlings TCJ: **Recruitment of entomopathogenic nematodes by insect-damaged maize roots.** *Nature* 2005, **434**:732-737.
- The first identification of a below-ground plant-produced signal that is attractive to entomopathogenic nematodes. Results from field experiments show that maize varieties that do not produce the signal attract fewer nematodes than other varieties and are much more vulnerable to an important root herbivore.
24. Baldwin I, Halitschke R, Paschold A, von Dahl CC, Preston CA: **• Volatile signaling in plant-plant interactions: 'talking trees' in the genomics era.** *Science* 2006, **311**:812-815.
- An informative overview of how plant-produced volatiles can prime for or induce defence responses in plants that are exposed to them.
25. Farmer EE, Ryan CA: **Interplant communication — airborne methyl jasmonate induces synthesis of proteinase inhibitors in plant leaves.** *Proc Natl Acad Sci USA* 1990, **87**:7713-7716.
  26. Birkett MA, Campbell CAM, Chamberlain K, Guerrieri E, Hick AJ, Martin JL, Matthes M, Napier JA, Pettersson J, Pickett JA *et al.*: **New roles for cis-jasmone as an insect semiochemical and in plant defense.** *Proc Natl Acad Sci USA* 2000, **97**:9329-9334.
  27. Yan ZG, Wang CZ: **Wound-induced green leaf volatiles cause the release of acetylated derivatives and a terpenoid in maize.** *Phytochemistry* 2006, **67**:34-42.
  28. Conrath U, Pieterse CMJ, Mauch-Mani B: **Priming in plant-pathogen interactions.** *Trends Plant Sci* 2002, **7**:210-216.
  29. Choh Y, Shimoda T, Ozawa R, Dicke M, Takabayashi J: **Exposure of lima bean leaves to volatiles from herbivore-induced conspecific plants results in emission of carnivore attractants: active or passive process?** *J Chem Ecol* 2004, **30**:1305-1317.
  30. Kessler A, Halitschke R, Diezel C, Baldwin IT: **Priming of plant defense responses in nature by airborne signaling between *Artemisia tridentata* and *Nicotiana attenuata*.** *Oecologia* 2006, in press.
- This paper describes the first demonstration that volatile-induced priming takes place in nature.
31. Pieterse CMJ, van Loon LC: **Salicylic acid-independent plant defence pathways.** *Trends Plant Sci* 1999, **4**:52-58.
  32. Ton J, Van Pelt JA, Van Loon LC, Pieterse CMJ: **Differential effectiveness of salicylate-dependent and jasmonate/ethylene-dependent induced resistance in *Arabidopsis*.** *Mol Plant Microbe Interact* 2002, **15**:27-34.
  33. Verhagen BWM, Glazebrook J, Zhu T, Chang HS, van Loon LC, Pieterse CMJ: **The transcriptome of rhizobacteria-induced systemic resistance in *Arabidopsis*.** *Mol Plant Microbe Interact* 2004, **17**:895-908.
  34. Pozo MJ, Van Loon LC, Pieterse CMJ: **Jasmonates — signals in plant-microbe interactions.** *J Plant Growth Regul* 2004, **23**:211-222.
  35. Liu SS, Jiang LH: **Differential parasitism of *Plutella xylostella* (Lepidoptera: plutellidae) larvae by the parasitoid *Cotesia plutellae* (Hymenoptera: braconidae) on two host plant species.** *Bull Entomol Res* 2003, **93**:65-72.
  36. Thaler JS: **Jasmonate-inducible plant defences cause increased parasitism of herbivores.** *Nature* 1999, **399**:686-688.
  37. Kessler A, Baldwin IT: **Defensive function of herbivore-induced plant volatile emissions in nature.** *Science* 2001, **291**:2141-2144.
  38. Khan ZR, AmpongNyarko K, Chiliswa P, Hassanali A, Kimani S, Lwande W, Overholt WA, Pickett JA, Smart LE, Wadhams LJ *et al.*: **Intercropping increases parasitism of pests.** *Nature* 1997, **388**:631-632.
  39. James DG: **Synthetic herbivore-induced plant volatiles as attractants for beneficial insects.** *Environ Entomol* 2003, **32**:977-982.
  40. James DG, Price TS: **Field testing of methyl salicylate for recruitment and retention of beneficial insects in grapes and hops.** *J Chem Ecol* 2004, **30**:1613-1628.
  41. De Boer JG, Dicke M: **The role of methyl salicylate in prey searching behavior of the predatory mite *Phytoseiulus persimilis*.** *J Chem Ecol* 2004, **30**:255-271.
  42. Kappers IF, Aharoni A, van Herpen T, Luckerhoff LLP, Dicke M, Bouwmeester HJ: **Genetic engineering of terpenoid metabolism attracts bodyguards to *Arabidopsis*.** *Science* 2005, **309**:2070-2072.
- Together with [43\*\*], this is the first demonstration that genetic transformation can be used to alter the emissions of a plant and render it more attractive to beneficial arthropods.
43. Schnee C, Köllner TG, Held M, Turlings TCJ, Gershenzon J, Degenhardt J: **• The products of a single maize sesquiterpene synthase form a volatile defense signal that attracts natural enemies of maize herbivores.** *Proc Natl Acad Sci USA* 2006, **103**:1129-1134.
- See annotation for [42\*\*].
44. De Moraes CM, Lewis WJ, Pare PW, Alborn HT, Tumlinson JH: **Herbivore-infested plants selectively attract parasitoids.** *Nature* 1998, **393**:570-573.
  45. Du Y, Poppy GM, Powell W, Pickett JA, Wadhams LJ, Woodcock CM: **Identification of semiochemicals released during aphid feeding that attract parasitoid *Aphidius ervi*.** *J Chem Ecol* 1998, **24**:1355-1368.
  46. Dicke M: **Are herbivore-induced plant volatiles reliable indicators of herbivore identity to foraging carnivorous arthropods?** *Entomol Exp Appl* 1999, **91**:131-142.
  47. Degen T, Dillmann C, Marion-Poll F, Turlings TCJ: **High genetic variability of herbivore-induced volatile emission within a broad range of maize inbred lines.** *Plant Physiol* 2004, **135**:1928-1938.
  48. De Boer JG, Posthumus MA, Dicke M: **Identification of volatiles that are used in discrimination between plants infested with prey or nonprey herbivores by a predatory mite.** *J Chem Ecol* 2004, **30**:2215-2230.
  49. D'Alessandro M, Turlings TCJ: **In situ modification of herbivore-induced plant odours: a novel approach to study the attractiveness of volatile organic compounds to parasitic wasps.** *Chem Senses* 2005, **30**:739-753.
  50. D'Alessandro M, Turlings TCJ: **Advances and challenges in the identification of volatiles that mediate interactions among plants and arthropods.** *Analyst* 2006, **131**:24-32.
  51. Vet LEM, De Jong AG, Franchi E, Papaj DR: **The effect of complete versus incomplete information on odour discrimination in a parasitic wasp.** *Anim Behav* 1998, **55**:1271-1279.